



ERIE COUNTY HEALTH DEPARTMENT

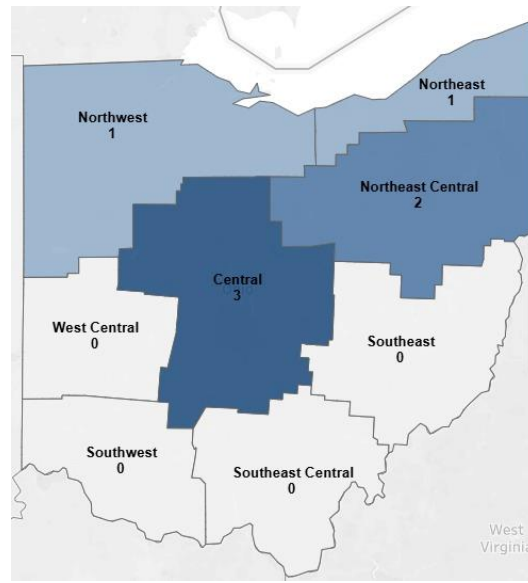
420 Superior Street · Sandusky, OH 44870 · (419) 626-5623

Weekly Respiratory Surveillance Report April 5, 2026 – April 11, 2026 (MMWR Week 14)

Highlights


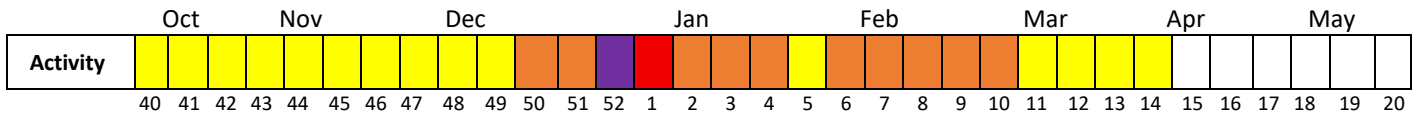
Respiratory activity this week is **Low**
There were 0 hospitalizations in Erie County residents
Erie County dominant flu type: **Influenza B**

Respiratory Illness in Ohio



Respiratory Outbreaks in Ohio

Respiratory Activity and Distribution in Ohio per MMWR Week



Respiratory activity in Ohio is *Low* for Week 14

Respiratory illness activity is monitored using the acute respiratory illness (ARI) metric. ARI captures a broad range of diagnoses from emergency department visits for respiratory illnesses, from the common cold to severe infections like influenza, RSV and COVID-19. It captures illnesses that may not present with fever, offering a more complete picture than the previous influenza-like illness (ILI) metric.

Visit: <https://www.cdc.gov/respiratory-viruses/data/index.html> for more Ohio Respiratory Data Statistics.

Influenza in Erie County

Ohio Disease Reporting System: Influenza-Associated Hospitalizations per Week

Week 14 Activity Level	Week 13 Activity Level	Number of Weeks for Trend	Week 14 Last Year (2024)
0	0	0	1

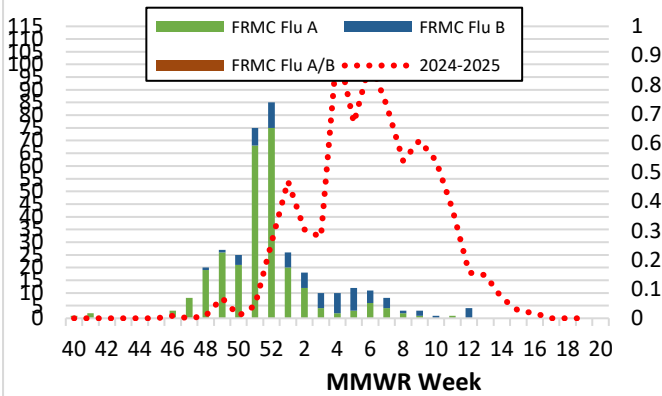
Indicators with small numbers are subject to large weekly percentage fluctuations

Number of Weeks "▲" = Increase (>10%), "▼" = Decrease (>10%), "●" = Stable (-10% to +10%)

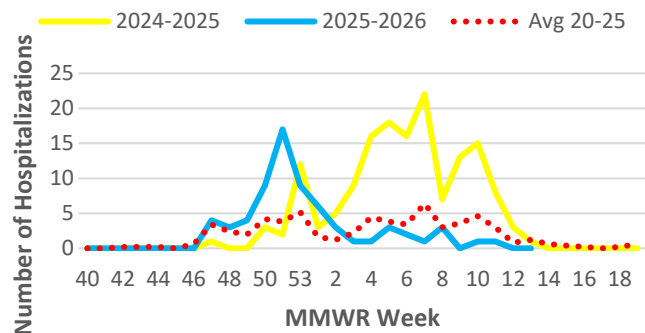
Ohio Disease Reporting System: Influenza-Associated Hospitalizations per Season

2023-2024	2024-2025	2025-2026 (to date)
69	166	87

Erie County Rapid Flu Test Results; 2025-2026 Season*



Erie County Confirmed Influenza-Associated Hospitalizations with 5 Year Baseline Average; 2024-2026 Seasons



COVID-19 in Erie County

Ohio Disease Reporting System: COVID-19-Associated Hospitalizations per Week

Week 14 Activity Level	Week 13 Activity Level	Number of Weeks for Trend	Week 14 Last Year (2024)
0	0	● 2	3

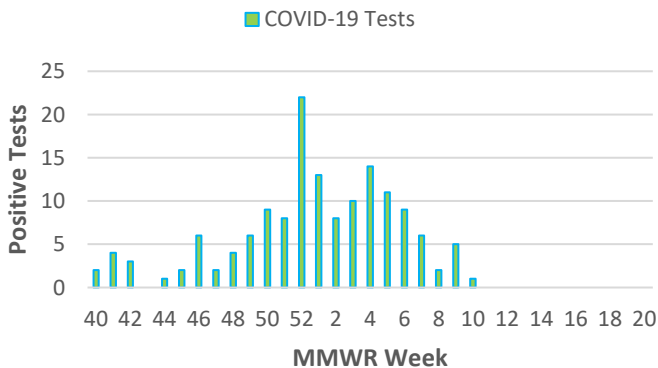
Indicators with small numbers are subject to large weekly percentage fluctuations

Number of Weeks "▲" = Increase (>10%), "▼" = Decrease (>10%), "●" = Stable (-10% to +10%)

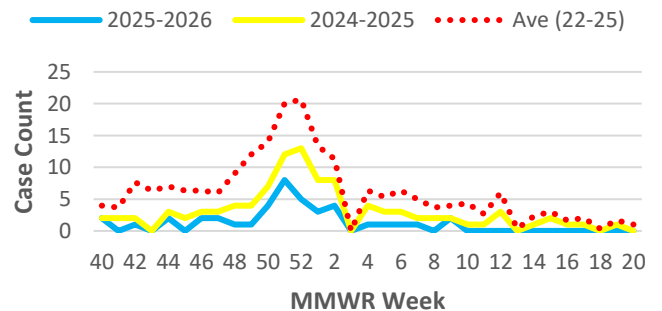
Ohio Disease Reporting System: COVID-19-Associated Hospitalizations per Year

2024	2025 (to date)	2026 (to date)
126	70	23

Positive COVID-19 Tests 2025-2026



Erie County Confirmed COVID-19-Associated Hospitalizations with 3 Year Baseline Average; 2022-2025 Seasons



RSV in Erie County

Ohio Disease Reporting System: RSV-Associated Hospitalizations per Week

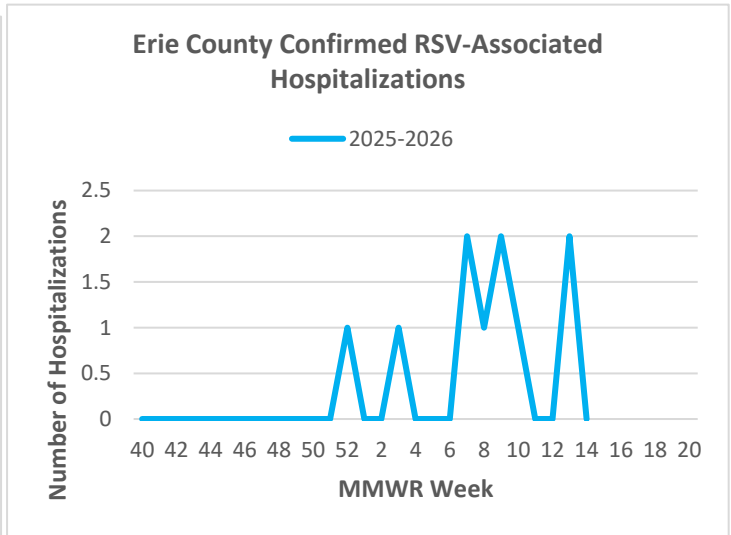
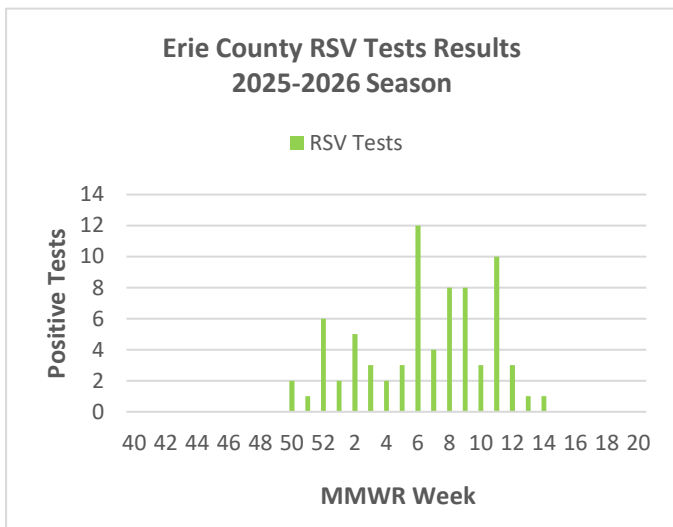
Week 14 Activity Level	Week 13 Activity Level	Number of Weeks for Trend	Week 14 Last Year (2024)
0	2	▼ 0	N/A

Indicators with small numbers are subject to large weekly percentage fluctuations

Number of Weeks "▲" = Increase (>10%), "▼" = Decrease (>10%), "●" = Stable (-10% to +10%)

Ohio Disease Reporting System: RSV-Associated Hospitalizations per Season

2023-2024	2024-2025	2025-2026 (to date)
N/A	N/A	12



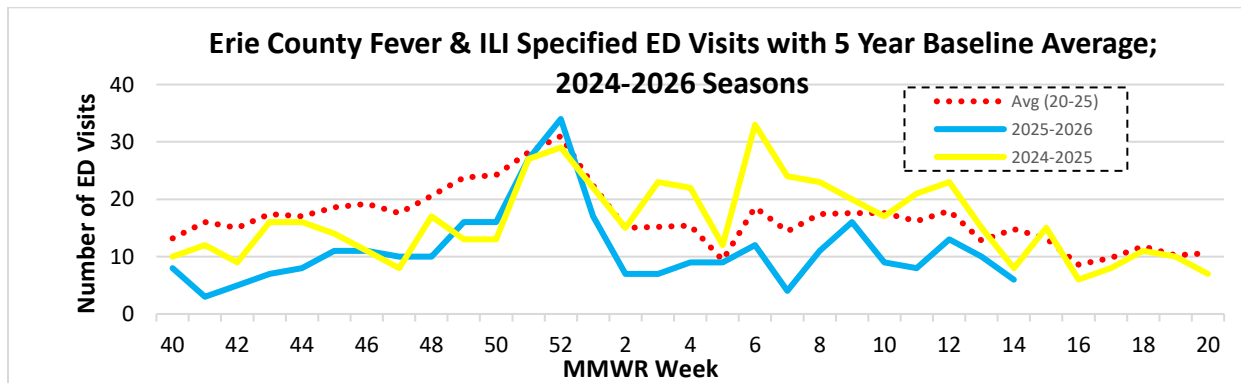
*2025-2026 flu test results from (FRMC)

EpiCenter: Emergency Department (ED) Visits for Fever + ILI Symptom Complaints

Week 14 Activity Level	Week 13 Activity Level	Number of Weeks for Trend	Week 14 Last Year (2024)
6	10	▼ 1	8

Indicators with small numbers are subject to large weekly percentage fluctuations

Number of Weeks "▲" = Increase (>10%), "▼" = Decrease (>10%), "●" = Stable (-10% to +10%)



FOR MORE INFORMATION:

Erie County Health Department (419) 626-5623 x5103

Centers for Disease Control and Prevention www.cdc.gov

Ohio Department of Health www.odh.ohio.gov