



ERIE COUNTY HEALTH DEPARTMENT

420 Superior Street · Sandusky, OH 44870 · (419) 626-5623

Weekly Respiratory Surveillance Report March 22, 2026 – March 28, 2026 (MMWR Week 12)

Highlights

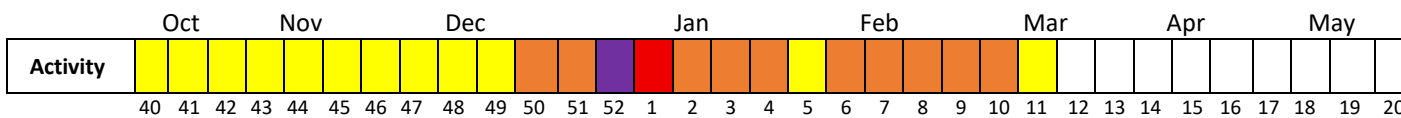
Respiratory activity this week is **Low**
 There was 1 hospitalization in Erie County residents
 Erie County dominant flu type: **Influenza B**

Respiratory Illness in Ohio



Respiratory Outbreaks in Ohio

Respiratory Activity and Distribution in Ohio per MMWR Week



Respiratory Activity for Ohio				
Minimal	Low	Moderate	High	Very High

Respiratory activity in Ohio is **Low** for Week 12

Respiratory illness activity is monitored using the acute respiratory illness (ARI) metric. ARI captures a broad range of diagnoses from emergency department visits for respiratory illnesses, from the common cold to severe infections like influenza, RSV and COVID-19. It captures illnesses that may not present with fever, offering a more complete picture than the previous influenza-like illness (ILI) metric.

Visit: <https://www.cdc.gov/respiratory-viruses/data/index.html> for more Ohio Respiratory Data Statistics.

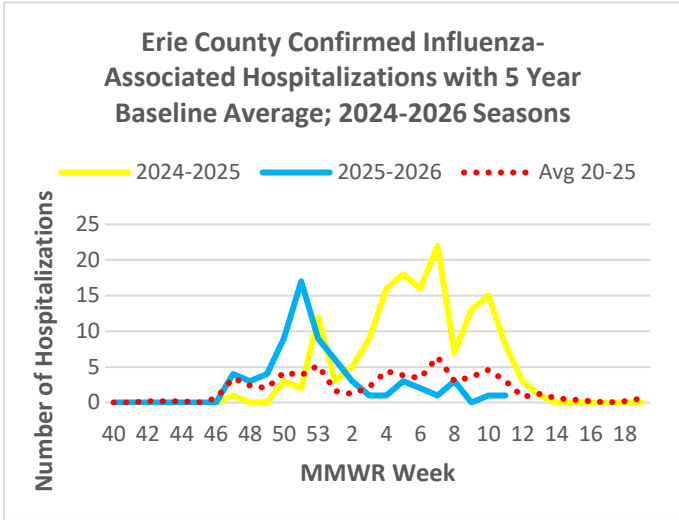
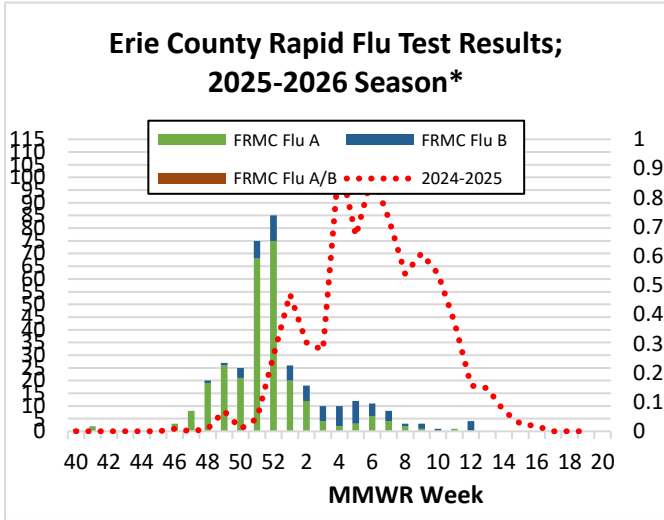
Influenza in Erie County

Ohio Disease Reporting System: Influenza-Associated Hospitalizations per Week			
Week 12 Activity Level	Week 11 Activity Level	Number of Weeks for Trend	Week 12 Last Year (2024)
1	1	● 0	8

Indicators with small numbers are subject to large weekly percentage fluctuations

Number of Weeks "▲" = Increase (>10%), "▼" = Decrease (>10%), "●" = Stable (-10% to +10%)

Ohio Disease Reporting System: Influenza-Associated Hospitalizations per Season		
2023-2024	2024-2025	2025-2026 (to date)
69	166	87



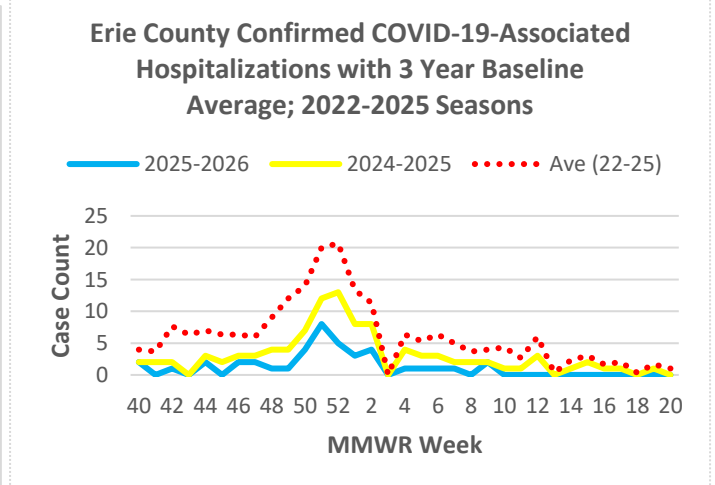
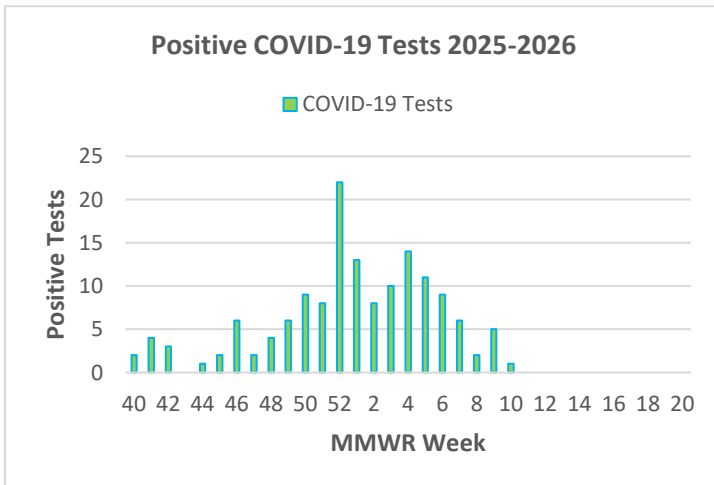
COVID-19 in Erie County

Ohio Disease Reporting System: COVID-19-Associated Hospitalizations per Week			
Week 12 Activity Level	Week 11 Activity Level	Number of Weeks for Trend	Week 12 Last Year (2024)
0	0	● 0	1

Indicators with small numbers are subject to large weekly percentage fluctuations

Number of Weeks "▲" = Increase (>10%), "▼" = Decrease (>10%), "●" = Stable (-10% to +10%)

Ohio Disease Reporting System: COVID-19-Associated Hospitalizations per Year		
2024	2025 (to date)	2026 (to date)
126	70	23



RSV in Erie County

Ohio Disease Reporting System: RSV-Associated Hospitalizations per Week

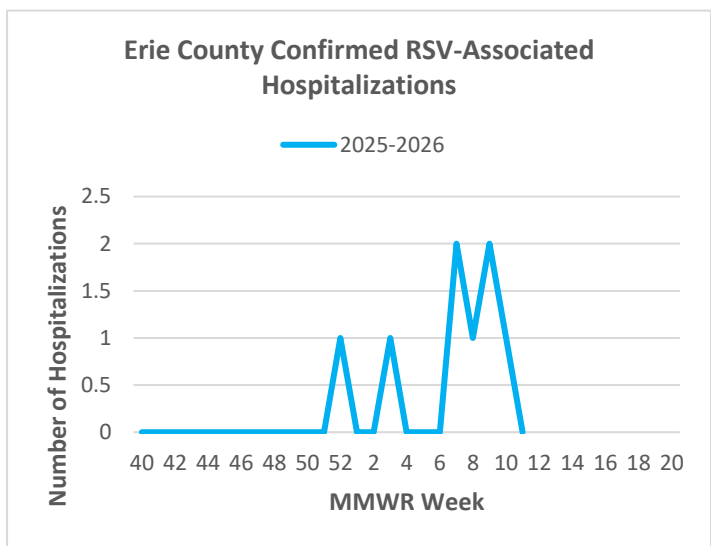
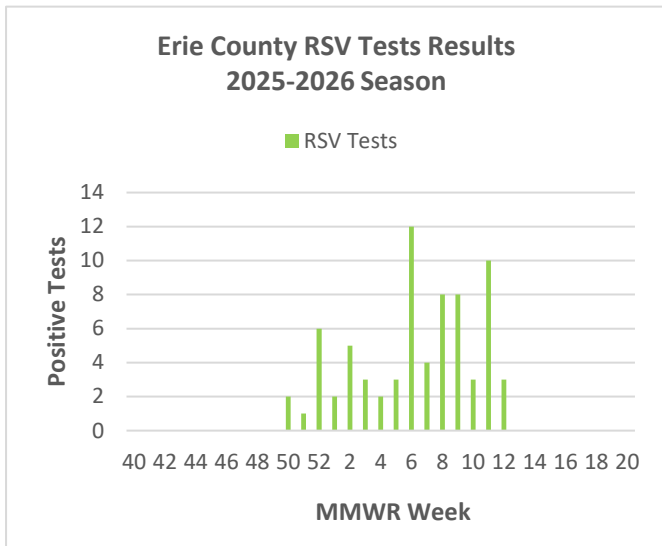
Week 12 Activity Level	Week 11 Activity Level	Number of Weeks for Trend	Week 12 Last Year (2024)
0	0	● 0	N/A

Indicators with small numbers are subject to large weekly percentage fluctuations

Number of Weeks "▲" = Increase (>10%), "▼" = Decrease (>10%), "●" = Stable (-10% to +10%)

Ohio Disease Reporting System: RSV-Associated Hospitalizations per Season

2023-2024	2024-2025	2025-2026 (to date)
N/A	N/A	10



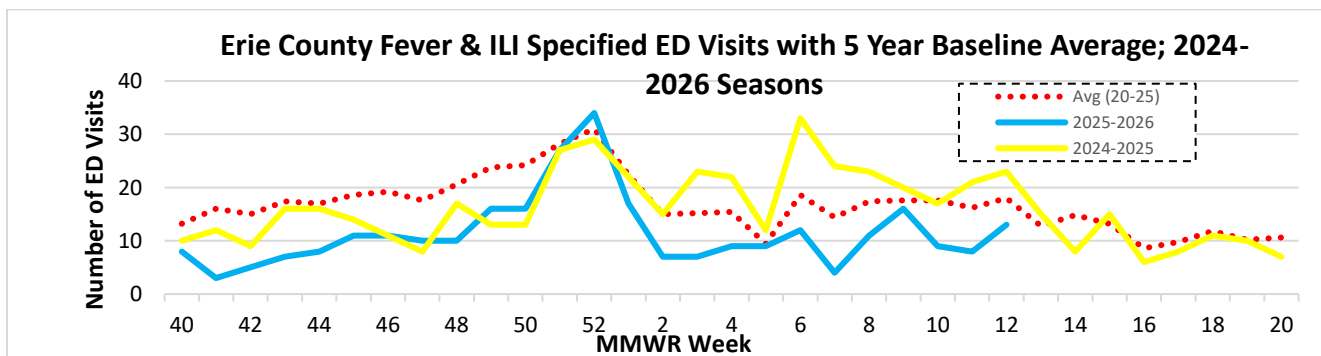
*2024-2025 flu test results from (FRMC)

EpiCenter: Emergency Department (ED) Visits for Fever + ILI Symptom Complaints

Week 12 Activity Level	Week 11 Activity Level	Number of Weeks for Trend	Week 12 Last Year (2024)
13	8	▲ 0	23

Indicators with small numbers are subject to large weekly percentage fluctuations

Number of Weeks "▲" = Increase (>10%), "▼" = Decrease (>10%), "●" = Stable (-10% to +10%)



FOR MORE INFORMATION:

Erie County Health Department (419) 626-5623 x5103

Centers for Disease Control and Prevention www.cdc.gov

Ohio Department of Health www.odh.ohio.gov