



## ERIE COUNTY HEALTH DEPARTMENT

420 Superior Street · Sandusky, OH 44870 · (419) 626-5623

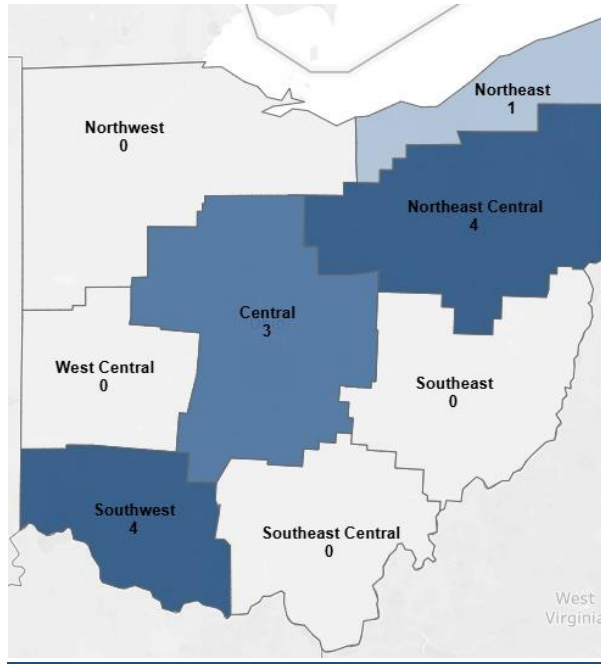
### Weekly Respiratory Surveillance Report

February 22, 2025 – February 28, 2026 (MMWR Week 8)

#### Highlights

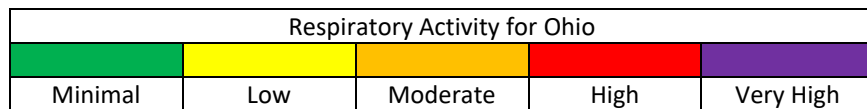
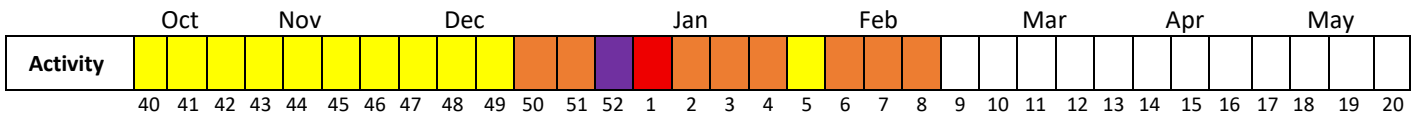
Respiratory activity this week is **Moderate**  
 There were 3 hospitalizations in Erie County residents  
 Erie County dominant flu type: **Influenza A (H1)**

#### Respiratory Illness in Ohio



Respiratory Outbreaks in Ohio

#### Respiratory Activity and Distribution in Ohio per MMWR Week



#### **Respiratory activity in Ohio is *Moderate* for Week 8**

Respiratory illness activity is monitored using the acute respiratory illness (ARI) metric. ARI captures a broad range of diagnoses from emergency department visits for respiratory illnesses, from the common cold to severe infections like influenza, RSV and COVID-19. It captures illnesses that may not present with fever, offering a more complete picture than the previous influenza-like illness (ILI) metric.

Visit: <https://www.cdc.gov/respiratory-viruses/data/index.html> for more Ohio Respiratory Data Statistics.

## Influenza in Erie County

### Ohio Disease Reporting System: Influenza-Associated Hospitalizations per Week

Week 8 Activity Level	Week 7 Activity Level	Number of Weeks for Trend	Week 8 Last Year (2024)
1	2	▼ 1	22

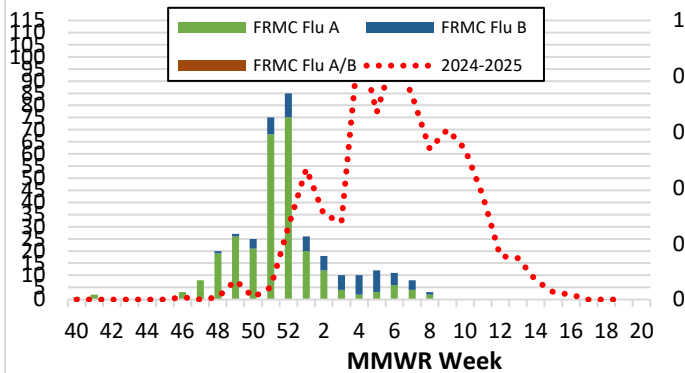
Indicators with small numbers are subject to large weekly percentage fluctuations

Number of Weeks "▲" = Increase (>10%), "▼" = Decrease (>10%), "●" = Stable (-10% to +10%)

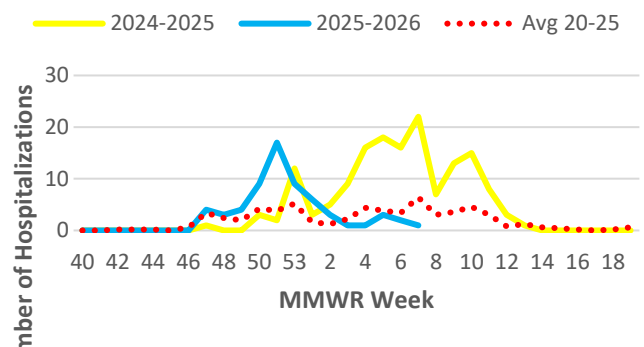
### Ohio Disease Reporting System: Influenza-Associated Hospitalizations per Season

2023-2024	2024-2025	2025-2026 (to date)
69	166	82

### Erie County Rapid Flu Test Results; 2025-2026 Season\*



### Erie County Confirmed Influenza-Associated Hospitalizations with 5 Year Baseline Average; 2024-2026 Seasons



## COVID-19 in Erie County

### Ohio Disease Reporting System: COVID-19-Associated Hospitalizations per Week

Week 8 Activity Level	Week 7 Activity Level	Number of Weeks for Trend	Week 8 Last Year (2024)
1	1	● 2	1

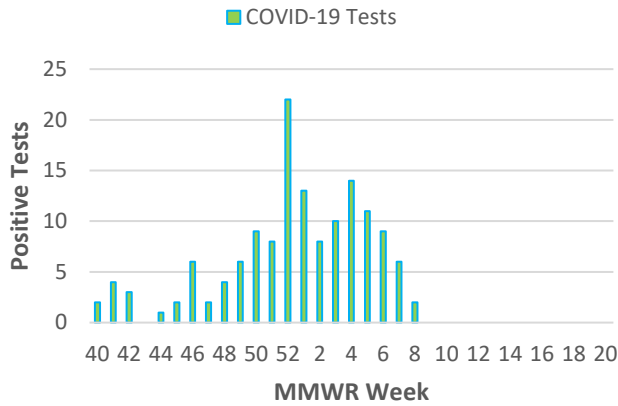
Indicators with small numbers are subject to large weekly percentage fluctuations

Number of Weeks "▲" = Increase (>10%), "▼" = Decrease (>10%), "●" = Stable (-10% to +10%)

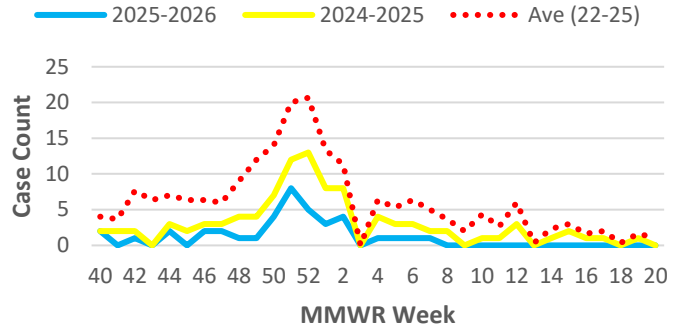
### Ohio Disease Reporting System: COVID-19-Associated Hospitalizations per Year

2024	2025 (to date)	2026 (to date)
126	70	20

### Positive COVID-19 Tests 2025-2026



### Erie County Confirmed COVID-19-Associated Hospitalizations with 3 Year Baseline Average; 2022-2025 Seasons



## RSV in Erie County

### Ohio Disease Reporting System: RSV-Associated Hospitalizations per Week

Week 8 Activity Level	Week 7 Activity Level	Number of Weeks for Trend	Week 8 Last Year (2024)
1	2	▼ 0	N/A

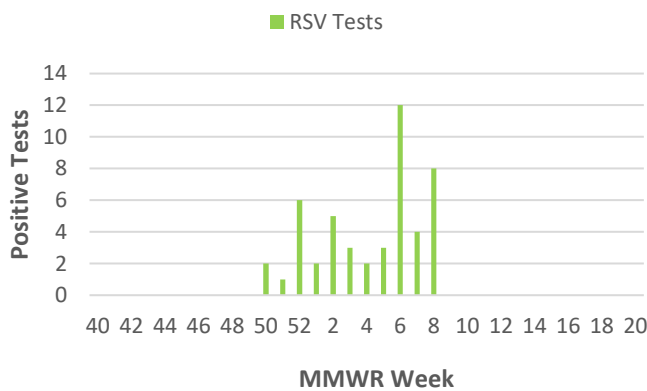
Indicators with small numbers are subject to large weekly percentage fluctuations

Number of Weeks "▲" = Increase (>10%), "▼" = Decrease (>10%), "●" = Stable (-10% to +10%)

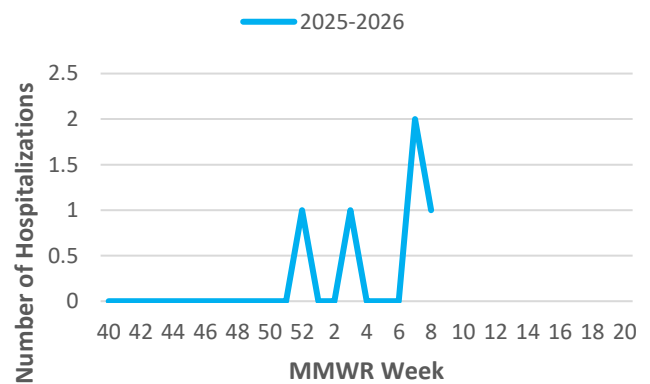
### Ohio Disease Reporting System: RSV-Associated Hospitalizations per Season

2023-2024	2024-2025	2025-2026 (to date)
N/A	N/A	7

### Erie County RSV Tests Results 2025-2026 Season



### Erie County Confirmed RSV-Associated Hospitalizations



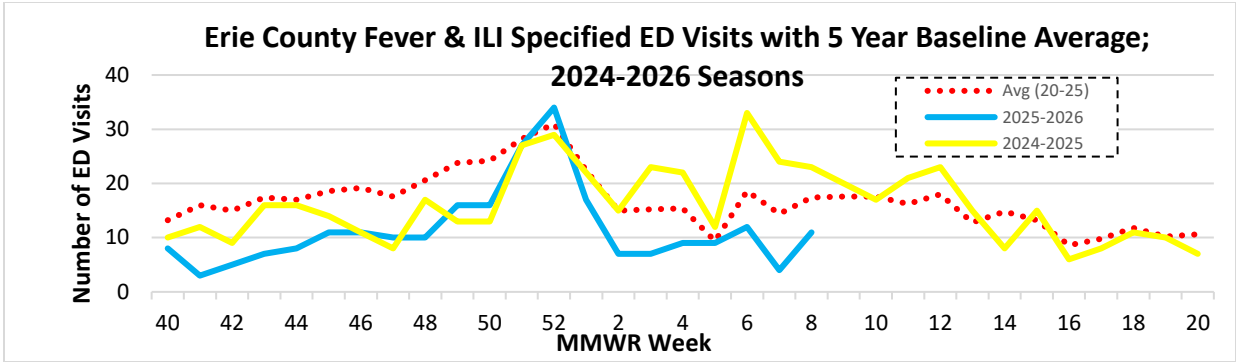
\*2024-2025 flu test results from (FRMC)

### EpiCenter: Emergency Department (ED) Visits for Fever + ILI Symptom Complaints

Week 8 Activity Level	Week 7 Activity Level	Number of Weeks for Trend	Week 8 Last Year (2024)
11	14	▲ 0	23

Indicators with small numbers are subject to large weekly percentage fluctuations

Number of Weeks "▲" = Increase (>10%), "▼" = Decrease (>10%), "●" = Stable (-10% to +10%)



**FOR MORE INFORMATION:**

Erie County Health Department (419) 626-5623 x5103

Centers for Disease Control and Prevention [www.cdc.gov](http://www.cdc.gov)

Ohio Department of Health [www.odh.ohio.gov](http://www.odh.ohio.gov)