

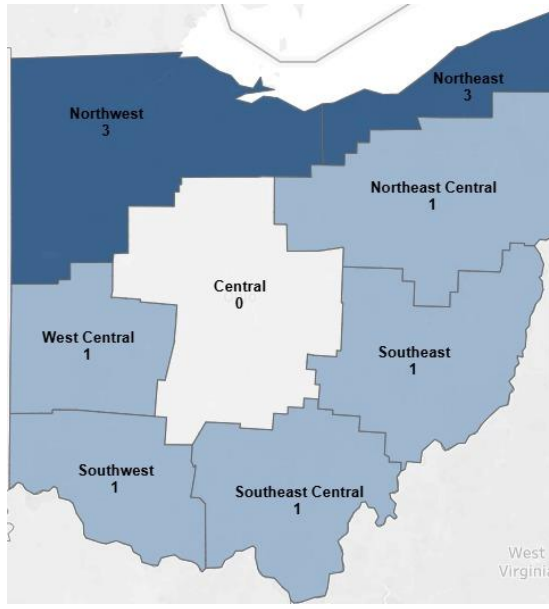


Weekly Respiratory Surveillance Report
March 15, 2026 – March 21, 2026 (MMWR Week 11)

Highlights

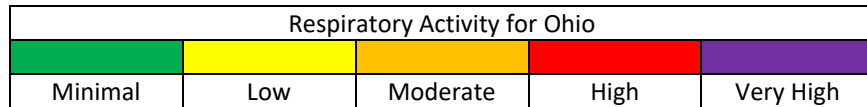
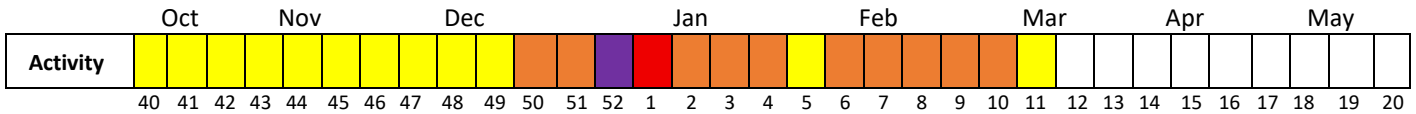
Respiratory activity this week is **Low**
There was 1 hospitalization in Erie County residents
Erie County dominant flu type: **Influenza B**

Respiratory Illness in Ohio



Respiratory Outbreaks in Ohio

Respiratory Activity and Distribution in Ohio per MMWR Week



Respiratory activity in Ohio is Low for Week 11

Respiratory illness activity is monitored using the acute respiratory illness (ARI) metric. ARI captures a broad range of diagnoses from emergency department visits for respiratory illnesses, from the common cold to severe infections like influenza, RSV and COVID-19. It captures illnesses that may not present with fever, offering a more complete picture than the previous influenza-like illness (ILI) metric.

Visit: <https://www.cdc.gov/respiratory-viruses/data/index.html> for more Ohio Respiratory Data Statistics.

Influenza in Erie County

Ohio Disease Reporting System: Influenza-Associated Hospitalizations per Week

Week 11 Activity Level	Week 10 Activity Level	Number of Weeks for Trend	Week 11 Last Year (2024)
1	0	▲ 0	15

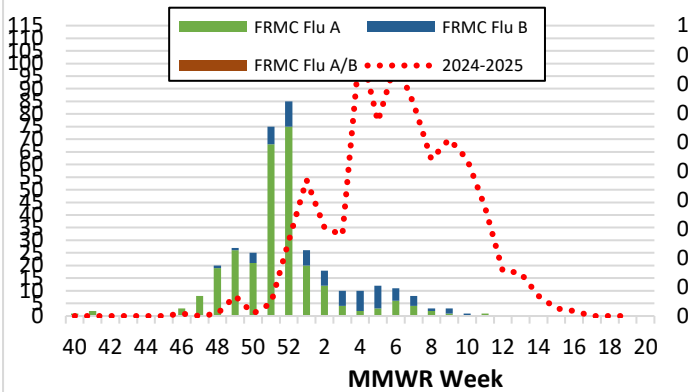
Indicators with small numbers are subject to large weekly percentage fluctuations

Number of Weeks "▲" = Increase (>10%), "▼" = Decrease (>10%), "●" = Stable (-10% to +10%)

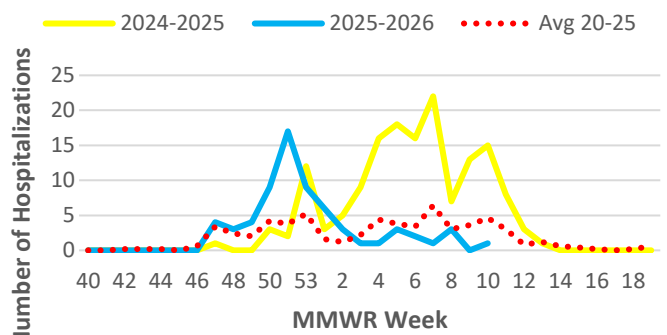
Ohio Disease Reporting System: Influenza-Associated Hospitalizations per Season

2023-2024	2024-2025	2025-2026 (to date)
69	166	86

**Erie County Rapid Flu Test Results;
2025-2026 Season***



Erie County Confirmed Influenza-Associated Hospitalizations with 5 Year Baseline Average; 2024-2026 Seasons



COVID-19 in Erie County

Ohio Disease Reporting System: COVID-19-Associated Hospitalizations per Week

Week 11 Activity Level	Week 10 Activity Level	Number of Weeks for Trend	Week 11 Last Year (2024)
0	2	▼ 0	1

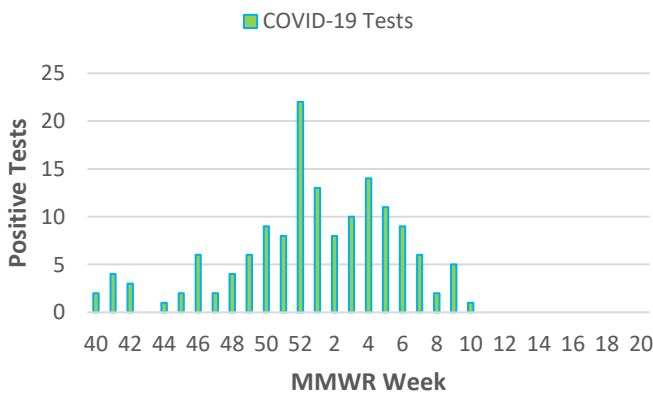
Indicators with small numbers are subject to large weekly percentage fluctuations

Number of Weeks "▲" = Increase (>10%), "▼" = Decrease (>10%), "●" = Stable (-10% to +10%)

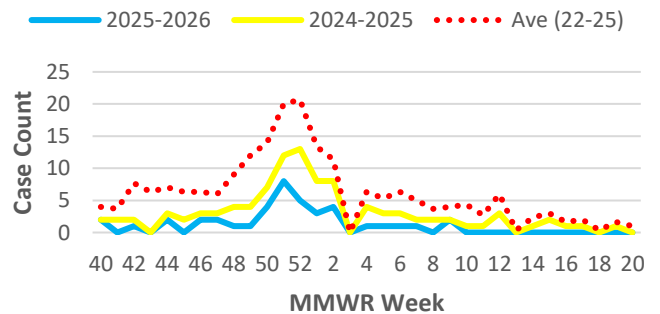
Ohio Disease Reporting System: COVID-19-Associated Hospitalizations per Year

2024	2025 (to date)	2026 (to date)
126	70	23

Positive COVID-19 Tests 2025-2026



Erie County Confirmed COVID-19-Associated Hospitalizations with 3 Year Baseline Average; 2022-2025 Seasons



RSV in Erie County

Ohio Disease Reporting System: RSV-Associated Hospitalizations per Week

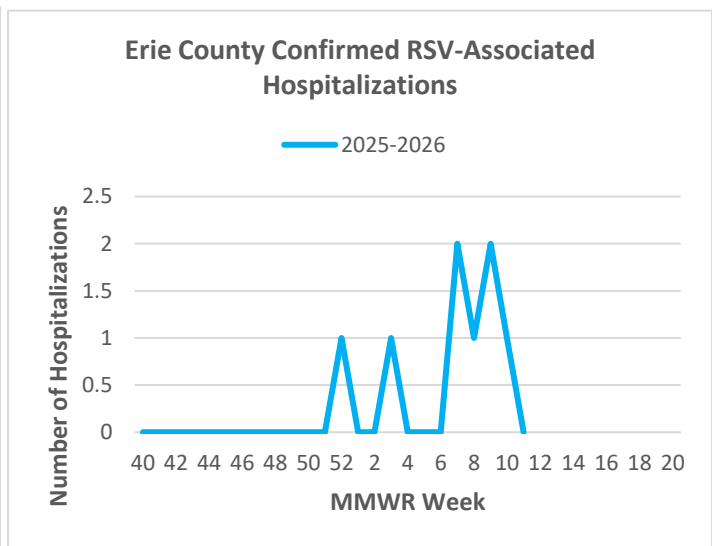
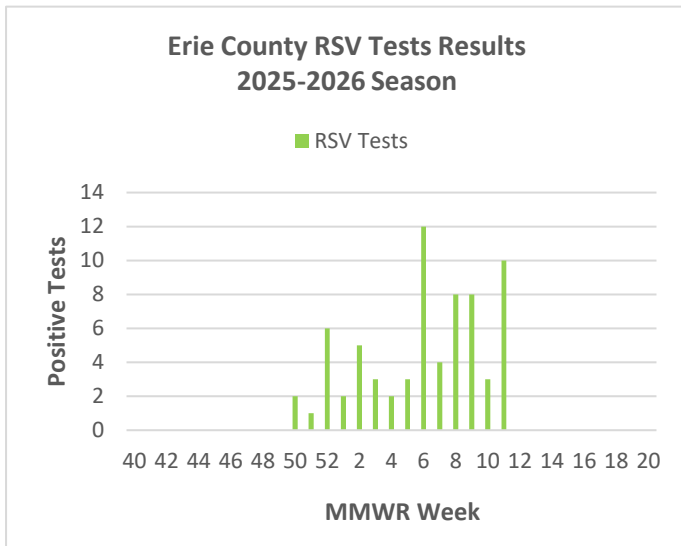
Week 11 Activity Level	Week 10 Activity Level	Number of Weeks for Trend	Week 11 Last Year (2024)
0	1	▼ 1	N/A

Indicators with small numbers are subject to large weekly percentage fluctuations

Number of Weeks "▲" = Increase (>10%), "▼" = Decrease (>10%), "●" = Stable (-10% to +10%)

Ohio Disease Reporting System: RSV-Associated Hospitalizations per Season

2023-2024	2024-2025	2025-2026 (to date)
N/A	N/A	10



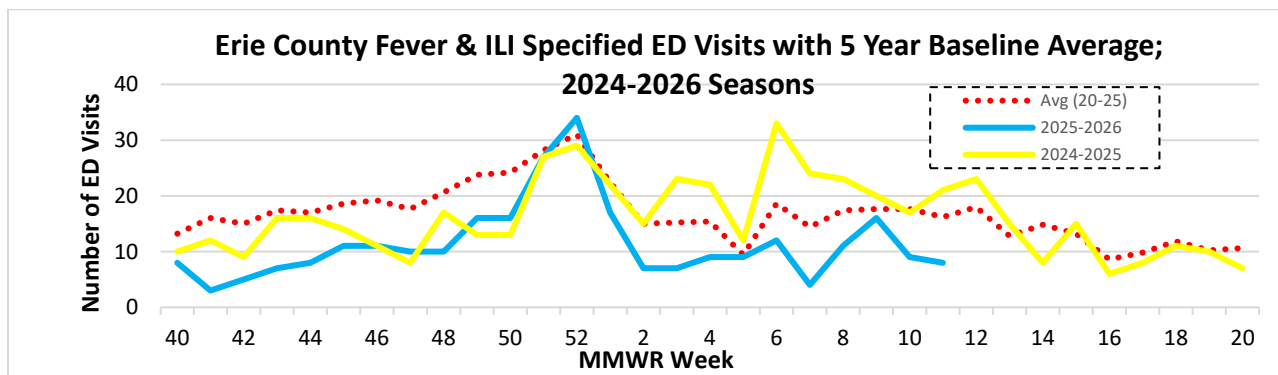
*2024-2025 flu test results from (FRMC)

EpiCenter: Emergency Department (ED) Visits for Fever + ILI Symptom Complaints

Week 11 Activity Level	Week 10 Activity Level	Number of Weeks for Trend	Week 11 Last Year (2024)
8	9	▼ 1	21

Indicators with small numbers are subject to large weekly percentage fluctuations

Number of Weeks "▲" = Increase (>10%), "▼" = Decrease (>10%), "●" = Stable (-10% to +10%)



FOR MORE INFORMATION:

Erie County Health Department (419) 626-5623 x5103

Centers for Disease Control and Prevention www.cdc.gov

Ohio Department of Health www.odh.ohio.gov