



ERIE COUNTY HEALTH DEPARTMENT

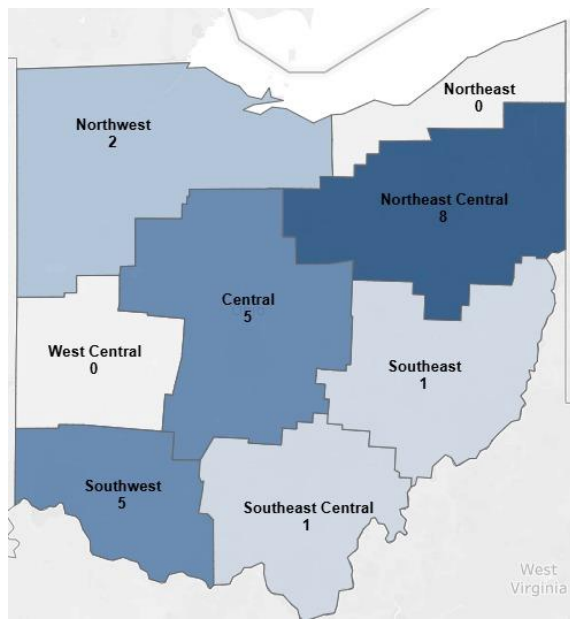
420 Superior Street · Sandusky, OH 44870 · (419) 626-5623

Weekly Respiratory Surveillance Report February 8, 2025 – February 14, 2026 (MMWR Week 6)

Highlights

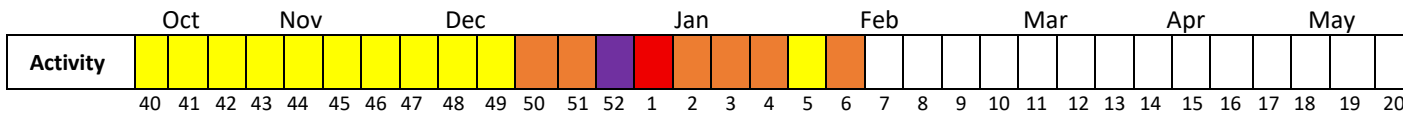
Respiratory activity this week is **Moderate**
 There were 4 hospitalizations in Erie County residents
 Erie County dominant flu type: **Influenza B**

Respiratory Illness in Ohio



Respiratory Outbreaks in Ohio

Respiratory Activity and Distribution in Ohio per MMWR Week



Respiratory Activity for Ohio				
Minimal	Low	Moderate	High	Very High

Respiratory activity in Ohio is **Moderate** for Week 6

Respiratory illness activity is monitored using the acute respiratory illness (ARI) metric. ARI captures a broad range of diagnoses from emergency department visits for respiratory illnesses, from the common cold to severe infections like influenza, RSV and COVID-19. It captures illnesses that may not present with fever, offering a more complete picture than the previous influenza-like illness (ILI) metric.

Visit: <https://www.cdc.gov/respiratory-viruses/data/index.html> for more Ohio Respiratory Data Statistics.

Influenza in Erie County

Ohio Disease Reporting System: Influenza-Associated Hospitalizations per Week

Week 6 Activity Level	Week 5 Activity Level	Number of Weeks for Trend	Week 6 Last Year (2024)
3	1	▲ 0	18

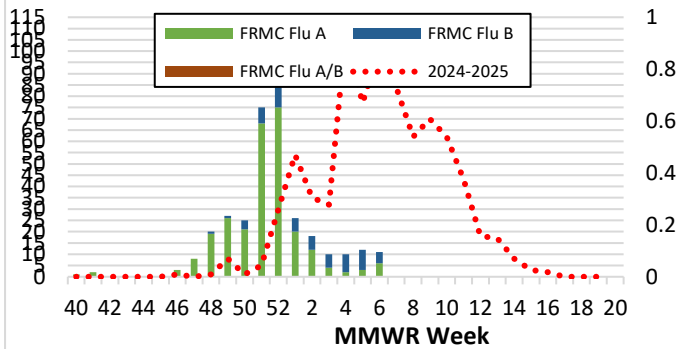
Indicators with small numbers are subject to large weekly percentage fluctuations

Number of Weeks "▲" = Increase (>10%), "▼" = Decrease (>10%), "●" = Stable (-10% to +10%)

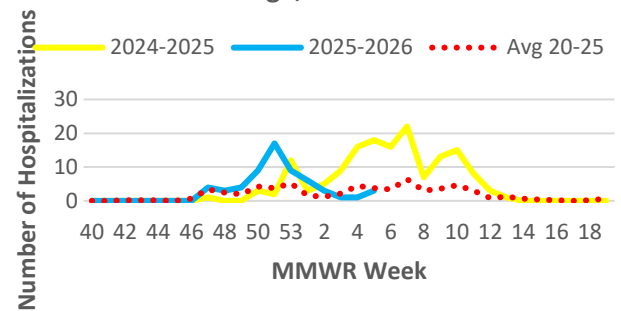
Ohio Disease Reporting System: Influenza-Associated Hospitalizations per Season

2023-2024	2024-2025	2025-2026 (to date)
69	166	79

Erie County Rapid Flu Test Results; 2025-2026 Season*



Erie County Confirmed Influenza-Associated Hospitalizations with 5 Year Baseline Average; 2024-2026 Seasons



COVID-19 in Erie County

Ohio Disease Reporting System: COVID-19-Associated Hospitalizations per Week

Week 6 Activity Level	Week 5 Activity Level	Number of Weeks for Trend	Week 6 Last Year (2024)
1	1	● 0	2

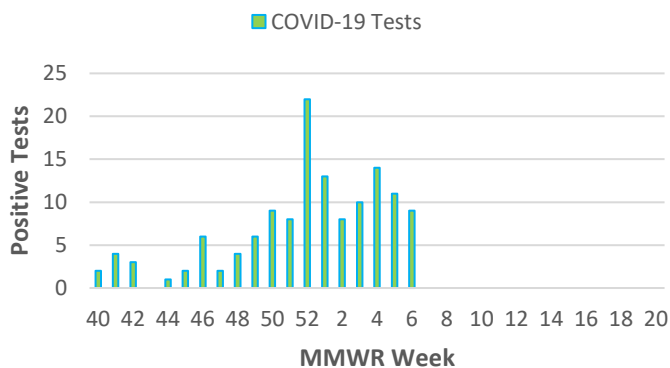
Indicators with small numbers are subject to large weekly percentage fluctuations

Number of Weeks "▲" = Increase (>10%), "▼" = Decrease (>10%), "●" = Stable (-10% to +10%)

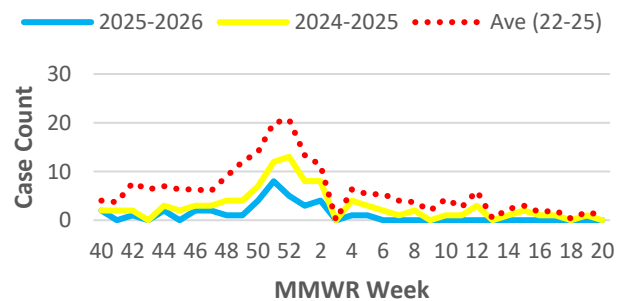
Ohio Disease Reporting System: COVID-19-Associated Hospitalizations per Year

2024	2025 (to date)	2026 (to date)
126	70	17

Positive COVID-19 Tests 2025-2026



Erie County Confirmed COVID-19-Associated Hospitalizations with 3 Year Baseline Average; 2022-2025 Seasons



RSV in Erie County

Ohio Disease Reporting System: RSV-Associated Hospitalizations per Week

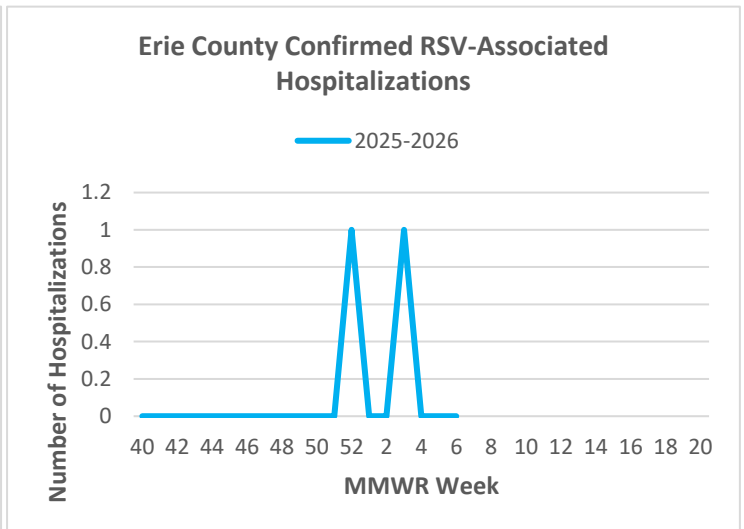
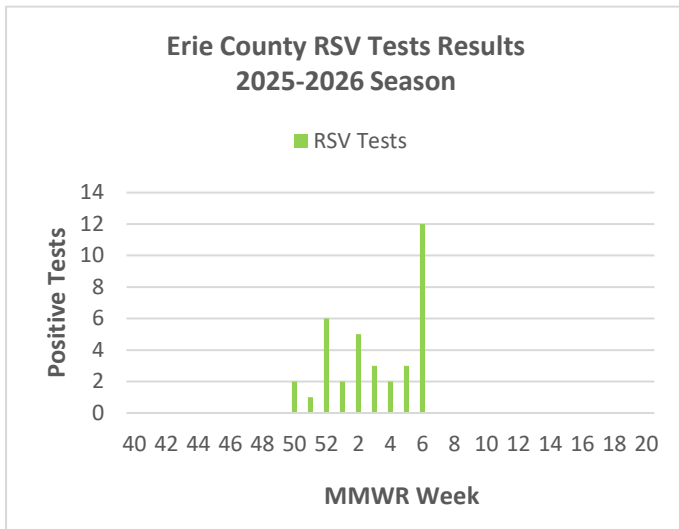
Week 6 Activity Level	Week 5 Activity Level	Number of Weeks for Trend	Week 6 Last Year (2024)
0	0	● 2	N/A

Indicators with small numbers are subject to large weekly percentage fluctuations

Number of Weeks "▲" = Increase (>10%), "▼" = Decrease (>10%), "●" = Stable (-10% to +10%)

Ohio Disease Reporting System: RSV-Associated Hospitalizations per Season

2023-2024	2024-2025	2025-2026 (to date)
N/A	N/A	4



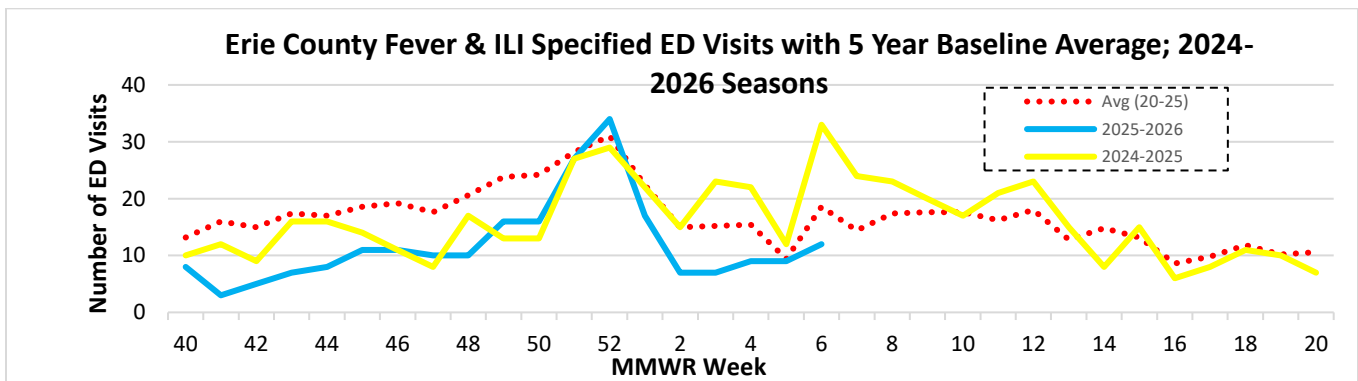
*2024-2025 flu test results from (FRMC)

EpiCenter: Emergency Department (ED) Visits for Fever + ILI Symptom Complaints

Week 6 Activity Level	Week 5 Activity Level	Number of Weeks for Trend	Week 6 Last Year (2024)
12	9	▲ 0	33

Indicators with small numbers are subject to large weekly percentage fluctuations

Number of Weeks "▲" = Increase (>10%), "▼" = Decrease (>10%), "●" = Stable (-10% to +10%)



FOR MORE INFORMATION:

Erie County Health Department (419) 626-5623 x5103

Centers for Disease Control and Prevention www.cdc.gov

Ohio Department of Health www.odh.ohio.gov