



# ERIE COUNTY HEALTH DEPARTMENT

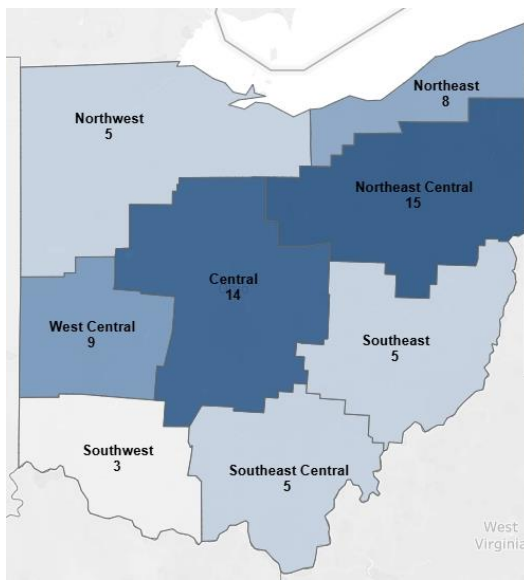
420 Superior Street · Sandusky, OH 44870 · (419) 626-5623

## Weekly Respiratory Surveillance Report January 11, 2025 – January 17, 2026 (MMWR Week 2)

### Highlights

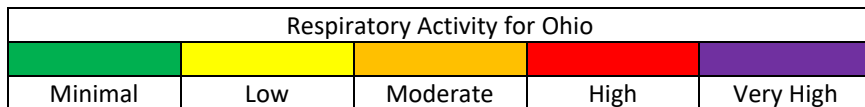
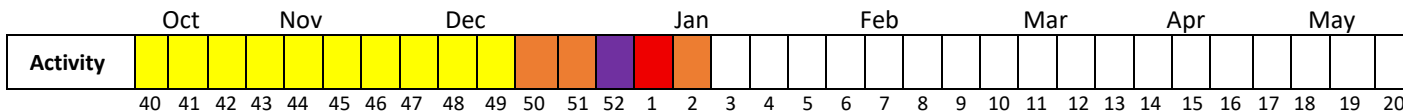
Respiratory activity this week is **Moderate**  
 There were **9** hospitalizations in Erie County residents  
 Erie County dominant flu type: **Influenza A (H3)**

### Respiratory Illness in Ohio



### Respiratory Outbreaks in Ohio

### Respiratory Activity and Distribution in Ohio per MMWR Week



### Respiratory activity in Ohio is **Moderate** for Week 2

Respiratory illness activity is monitored using the acute respiratory illness (ARI) metric. ARI captures a broad range of diagnoses from emergency department visits for respiratory illnesses, from the common cold to severe infections like influenza, RSV and COVID-19. It captures illnesses that may not present with fever, offering a more complete picture than the previous influenza-like illness (ILI) metric.

Visit: <https://www.cdc.gov/respiratory-viruses/data/index.html> for more Ohio Respiratory Data Statistics.

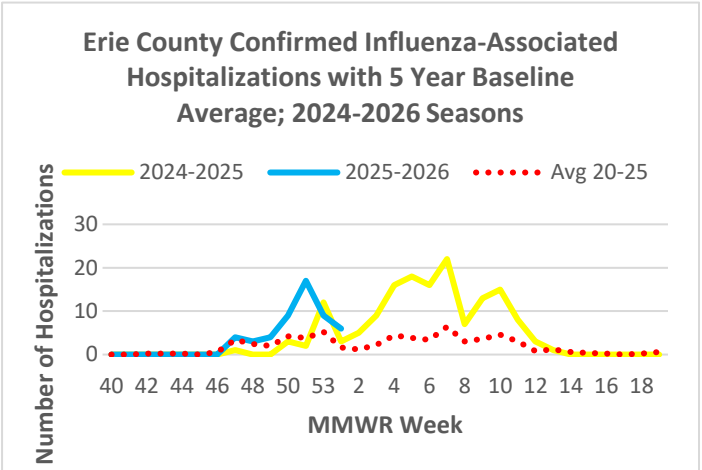
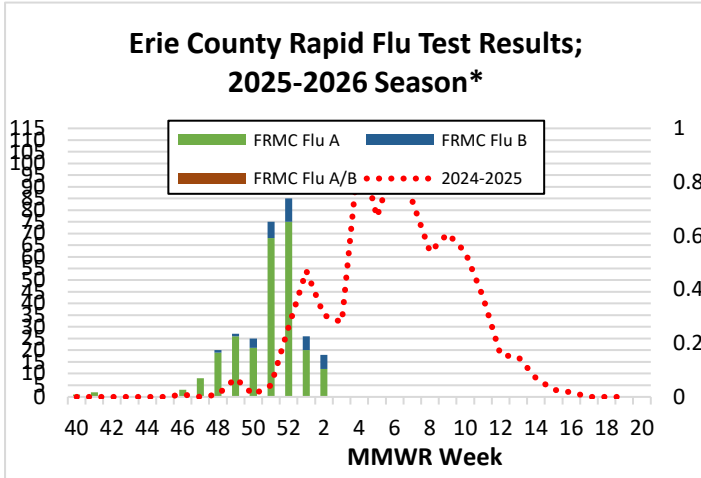
## Influenza in Erie County

Ohio Disease Reporting System: Influenza-Associated Hospitalizations per Week			
Week 2 Activity Level	Week 1 Activity Level	Number of Weeks for Trend	Week 2 Last Year (2024)
6	9	▼ 1	3

Indicators with small numbers are subject to large weekly percentage fluctuations

Number of Weeks "▲" = Increase (>10%), "▼" = Decrease (>10%), "●" = Stable (-10% to +10%)

Ohio Disease Reporting System: Influenza-Associated Hospitalizations per Season		
2023-2024	2024-2025	2025-2026 (to date)
69	166	71



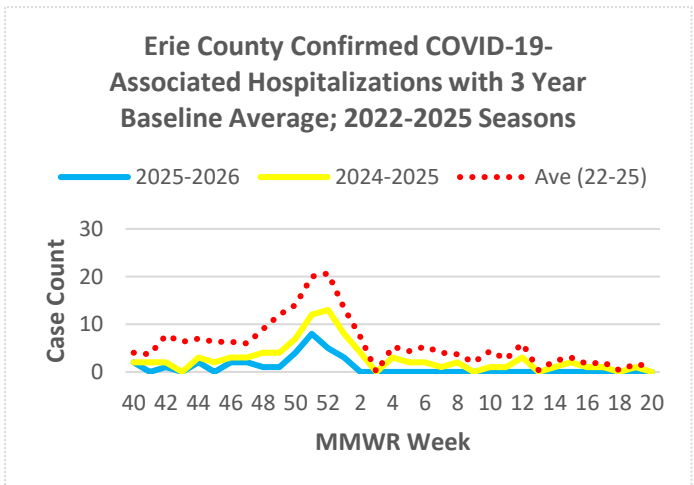
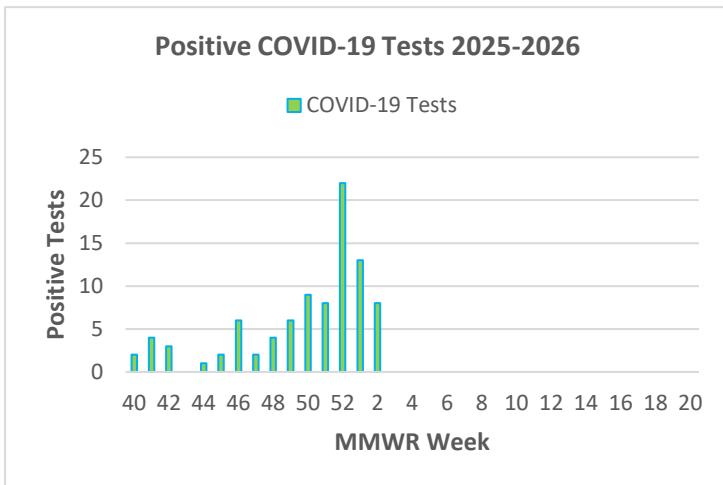
## COVID-19 in Erie County

Ohio Disease Reporting System: COVID-19-Associated Hospitalizations per Week			
Week 2 Activity Level	Week 1 Activity Level	Number of Weeks for Trend	Week 2 Last Year (2024)
3	3	● 0	5

Indicators with small numbers are subject to large weekly percentage fluctuations

Number of Weeks "▲" = Increase (>10%), "▼" = Decrease (>10%), "●" = Stable (-10% to +10%)

Ohio Disease Reporting System: COVID-19-Associated Hospitalizations per Year		
2024	2025 (to date)	2026 (to date)
126	70	9



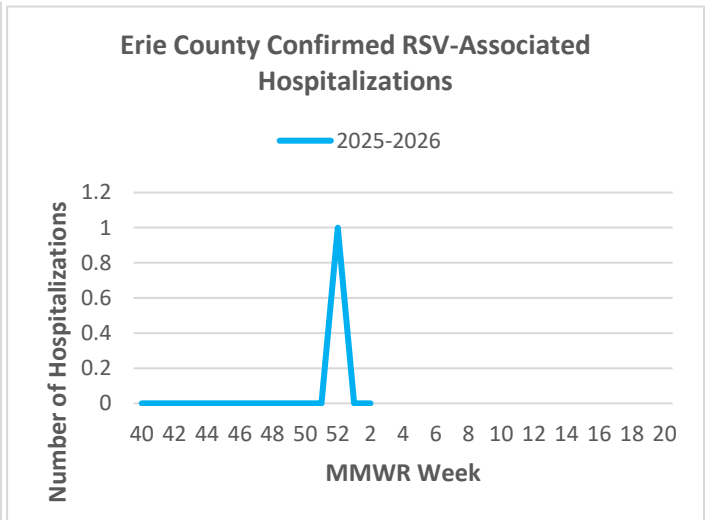
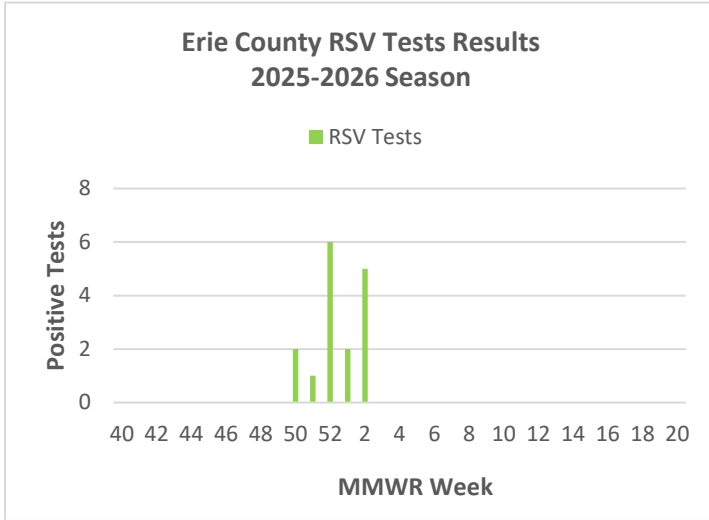
## RSV in Erie County

Ohio Disease Reporting System: RSV-Associated Hospitalizations per Week			
Week 1 Activity Level	Week 53 Activity Level	Number of Weeks for Trend	Week 1 Last Year (2024)
0	1	▼ 0	N/A

Indicators with small numbers are subject to large weekly percentage fluctuations

Number of Weeks "▲" = Increase (>10%), "▼" = Decrease (>10%), "●" = Stable (-10% to +10%)

Ohio Disease Reporting System: RSV-Associated Hospitalizations per Season		
2023-2024	2024-2025	2025-2026 (to date)
N/A	N/A	2

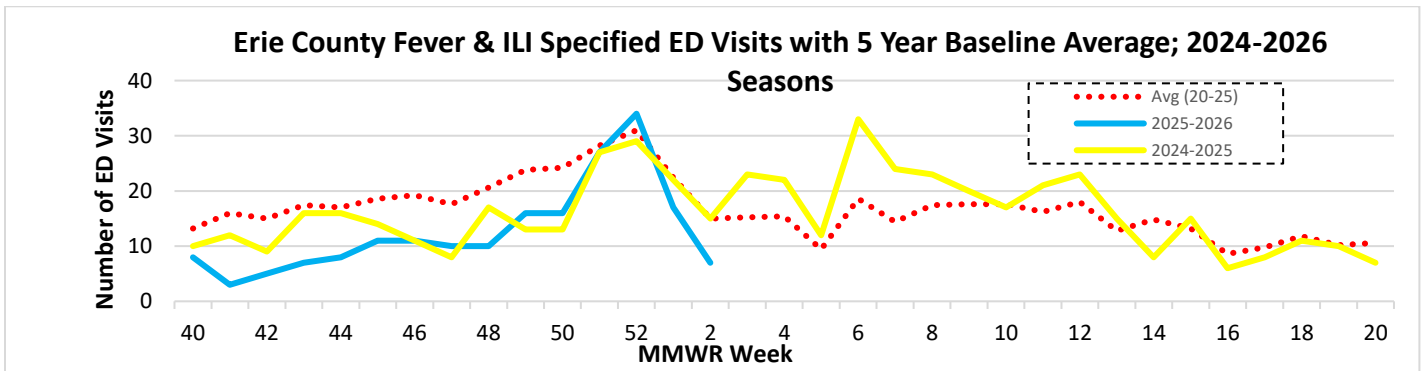


\*2024-2025 flu test results from (FRMC)

EpiCenter: Emergency Department (ED) Visits for Fever + ILI Symptom Complaints			
Week 2 Activity Level	Week 1 Activity Level	Number of Weeks for Trend	Week 2 Last Year (2024)
7	17	▼ 1	15

Indicators with small numbers are subject to large weekly percentage fluctuations

Number of Weeks "▲" = Increase (>10%), "▼" = Decrease (>10%), "●" = Stable (-10% to +10%)



### FOR MORE INFORMATION:

Erie County Health Department (419) 626-5623 x5103

Centers for Disease Control and Prevention [www.cdc.gov](http://www.cdc.gov)

Ohio Department of Health [www.odh.ohio.gov](http://www.odh.ohio.gov)