



## ERIE COUNTY HEALTH DEPARTMENT

420 Superior Street · Sandusky, OH 44870 · (419) 626-5623

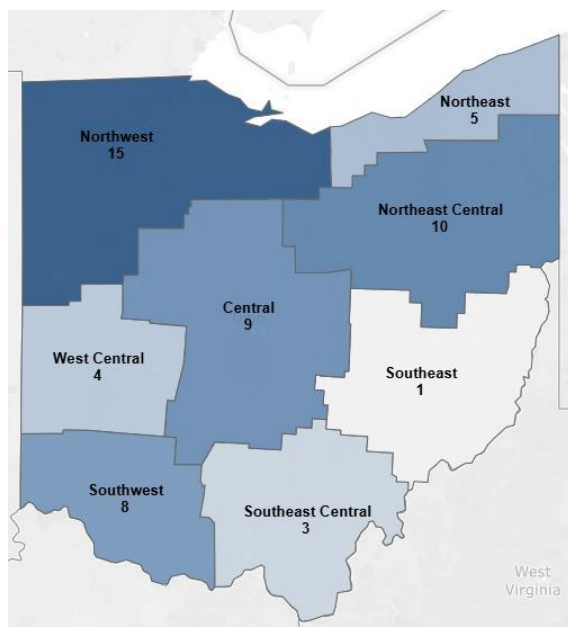
### Weekly Respiratory Surveillance Report

December 7, 2025 – December 13, 2025 (MMWR Week 50)

#### Highlights

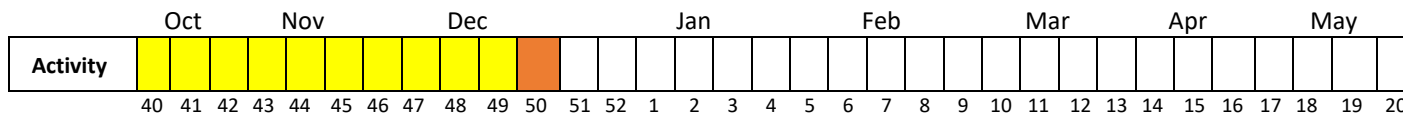
Respiratory activity this week is **Moderate**  
 There were **8** hospitalizations in Erie County residents  
 Erie County dominant flu type: **Influenza A (H3)**

#### Respiratory Illness in Ohio



#### Respiratory Outbreaks in Ohio

#### Respiratory Activity and Distribution in Ohio per MMWR Week



Respiratory Activity for Ohio				
Minimal	Low	Moderate	High	Very High

#### Respiratory activity in Ohio is **Moderate** for Week 50

Respiratory illness activity is monitored using the acute respiratory illness (ARI) metric. ARI captures a broad range of diagnoses from emergency department visits for respiratory illnesses, from the common cold to severe infections like influenza, RSV and COVID-19. It captures illnesses that may not present with fever, offering a more complete picture than the previous influenza-like illness (ILI) metric.

Visit: <https://www.cdc.gov/respiratory-viruses/data/index.html> for more Ohio Respiratory Data Statistics.

## Influenza in Erie County

### Ohio Disease Reporting System: Influenza-Associated Hospitalizations per Week

Week 50 Activity Level	Week 49 Activity Level	Number of Weeks for Trend	Week 50 Last Year (2024)
4	3	▲ 0	0

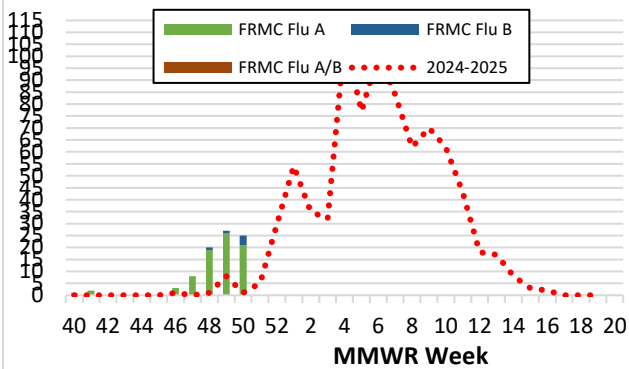
Indicators with small numbers are subject to large weekly percentage fluctuations

Number of Weeks "▲" = Increase (>10%), "▼" = Decrease (>10%), "●" = Stable (-10% to +10%)

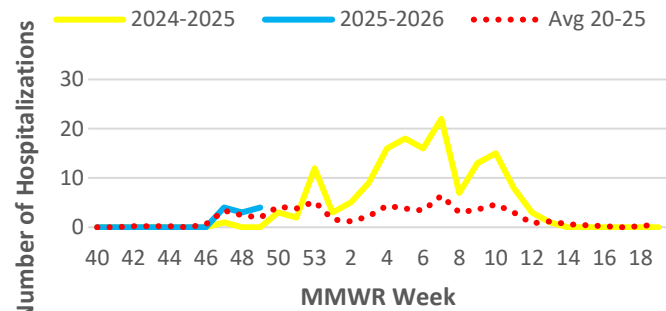
### Ohio Disease Reporting System: Influenza-Associated Hospitalizations per Season

2023-2024	2024-2025	2025-2026 (to date)
69	166	11

### Erie County Rapid Flu Test Results; 2025-2026 Season\*



### Erie County Confirmed Influenza-Associated Hospitalizations with 5 Year Baseline Average; 2024-2026 Seasons



## COVID-19 in Erie County

### Ohio Disease Reporting System: COVID-19-Associated Hospitalizations per Week

Week 50 Activity Level	Week 48 Activity Level	Number of Weeks for Trend	Week 50 Last Year (2024)
4	1	▲ 0	3

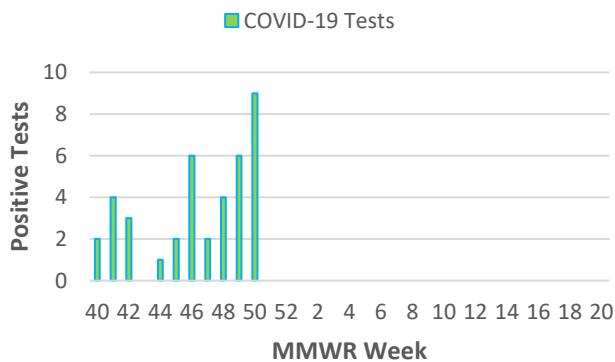
Indicators with small numbers are subject to large weekly percentage fluctuations

Number of Weeks "▲" = Increase (>10%), "▼" = Decrease (>10%), "●" = Stable (-10% to +10%)

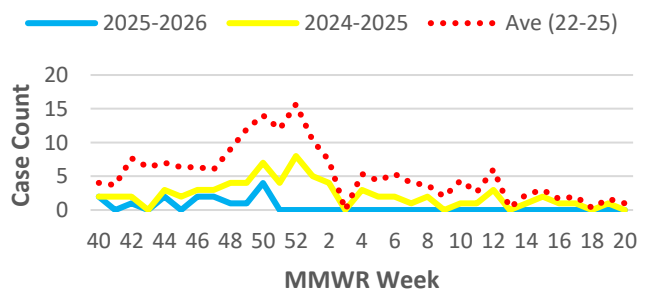
### Ohio Disease Reporting System: COVID-19-Associated Hospitalizations per Year

2024	2025 (to date)	2026 (to date)
126	53	N/A

### Positive COVID-19 Tests 2025-2026



### Erie County Confirmed COVID-19- Associated Hospitalizations with 3 Year Baseline Average; 2022-2025 Seasons



## RSV in Erie County

### Ohio Disease Reporting System: RSV-Associated Hospitalizations per Week

Week 50 Activity Level	Week 49 Activity Level	Number of Weeks for Trend	Week 50 Last Year (2024)
0	0	● 10	N/A

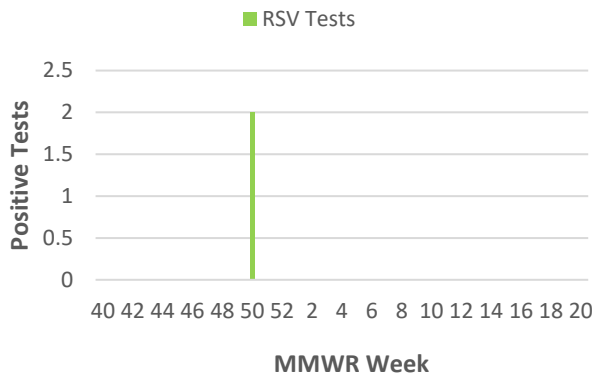
Indicators with small numbers are subject to large weekly percentage fluctuations

Number of Weeks "▲" = Increase (>10%), "▼" = Decrease (>10%), "●" = Stable (-10% to +10%)

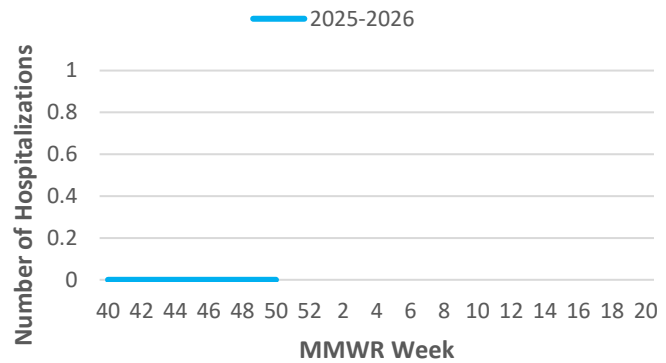
### Ohio Disease Reporting System: RSV-Associated Hospitalizations per Season

2023-2024	2024-2025	2025-2026 (to date)
N/A	N/A	0

#### Erie County RSV Tests Results 2025-2026 Season



#### Erie County Confirmed RSV-Associated Hospitalizations



\*2024-2025 flu test results from (FRMC)

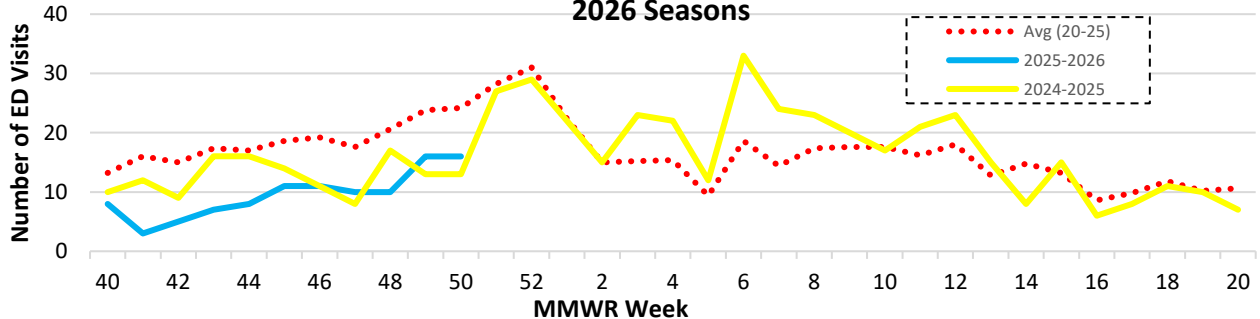
### EpiCenter: Emergency Department (ED) Visits for Fever + ILI Symptom Complaints

Week 50 Activity Level	Week 49 Activity Level	Number of Weeks for Trend	Week 50 Last Year (2024)
16	16	● 0	13

Indicators with small numbers are subject to large weekly percentage fluctuations

Number of Weeks "▲" = Increase (>10%), "▼" = Decrease (>10%), "●" = Stable (-10% to +10%)

#### Erie County Fever & ILI Specified ED Visits with 5 Year Baseline Average; 2024-2026 Seasons



### FOR MORE INFORMATION:

Erie County Health Department (419) 626-5623 x5103

Centers for Disease Control and Prevention [www.cdc.gov](http://www.cdc.gov)

Ohio Department of Health [www.odh.ohio.gov](http://www.odh.ohio.gov)