

Influenza in Erie County

Ohio Disease Reporting System: Influenza-Associated Hospitalizations per Week

Week 42 Activity Level	Week 41 Activity Level	Number of Weeks for Trend	Week 42 Last Year (2023)
40	10	● 0	17

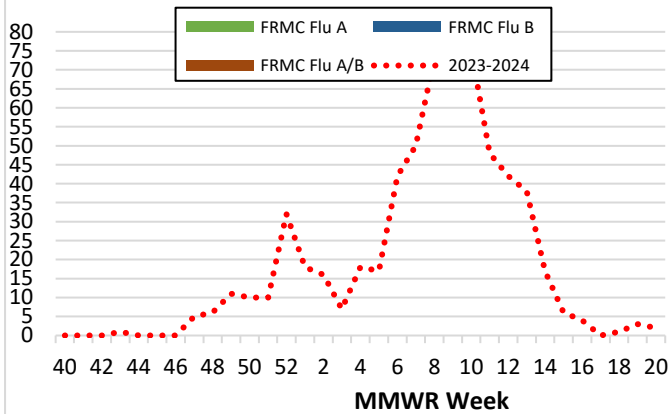
Indicators with small numbers are subject to large weekly percentage fluctuations

Number of Weeks "▲" = Increase (>10%), "▼" = Decrease (>10%), "●" = Stable (-10% to +10%)

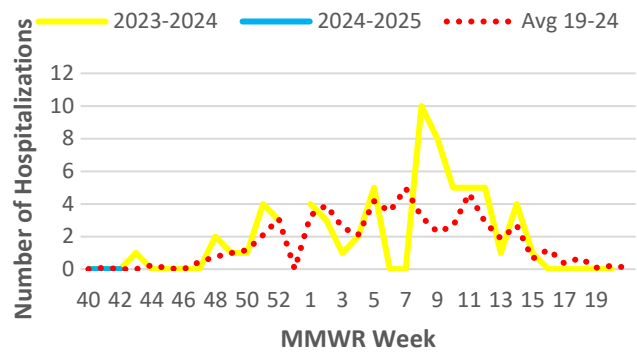
Ohio Disease Reporting System: Influenza-Associated Hospitalizations per Season

2022-2023	2023-2024	2024-2025 (to date)
94	11	0

Erie County Rapid Flu Test Results; 2024-2025 Season*



Erie County Confirmed Influenza-Associated Hospitalizations with 5 Year Baseline Average; 2023-2025 Seasons



*2024-2025 rapid flu test results reported from: Firelands Regional Medical Center (FRMC)

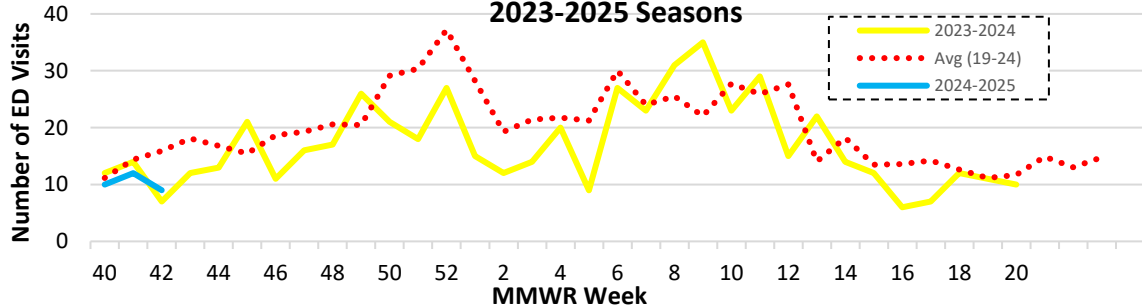
EpiCenter: Emergency Department (ED) Visits for Fever + ILI Symptom Complaints

Week 42 Activity Level	Week 41 Activity Level	Number of Weeks for Trend	Week 42 Last Year (2023)
9	12	▼ 0	7

Indicators with small numbers are subject to large weekly percentage fluctuations

Number of Weeks "▲" = Increase (>10%), "▼" = Decrease (>10%), "●" = Stable (-10% to +10%)

Erie County Fever & ILI Specified ED Visits with 5 Year Baseline Average; 2023-2025 Seasons



FOR MORE INFORMATION:

Erie County Health Department (419) 626-5623 x5103

Centers for Disease Control and Prevention www.cdc.gov

Ohio Department of Health www.odh.ohio.gov