

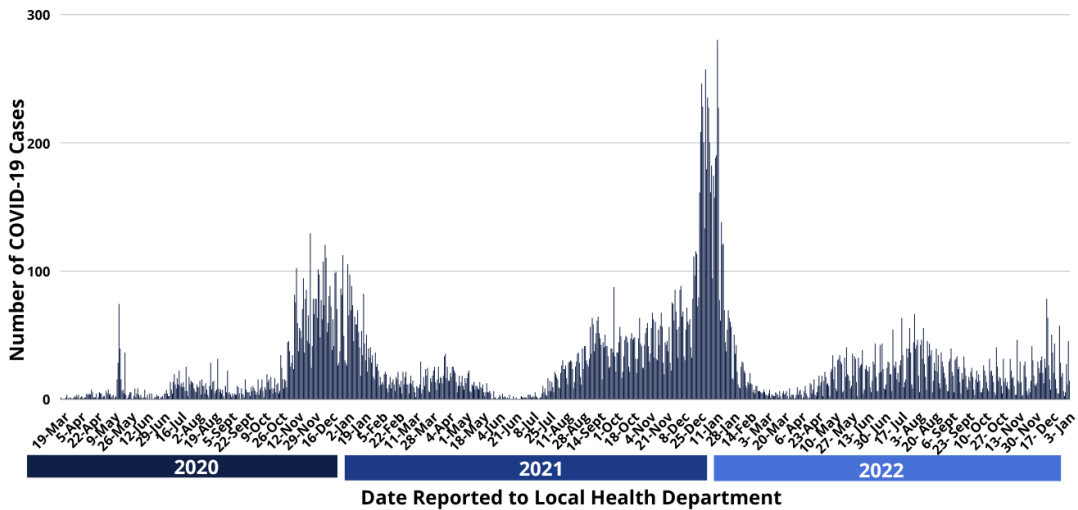


**Weekly COVID-19 Surveillance Report**  
**February 26, 2023 – March 4, 2023 (MMWR Week 9)**

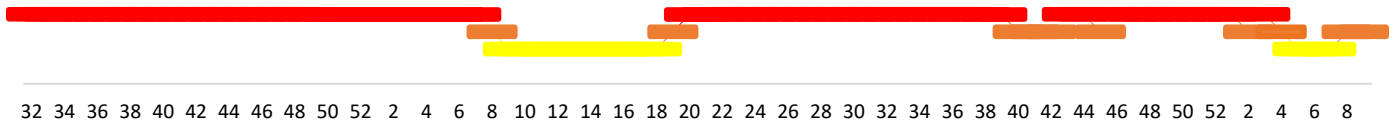
**Highlights**

Erie County COVID-19 Case Rate this week is ***Substantial***  
 Erie County COVID-19 % Positivity this week is ***Substantial***  
 There were **2** hospitalizations in Erie County residents  
 There were **67** positive COVID-19 tests in Erie County residents

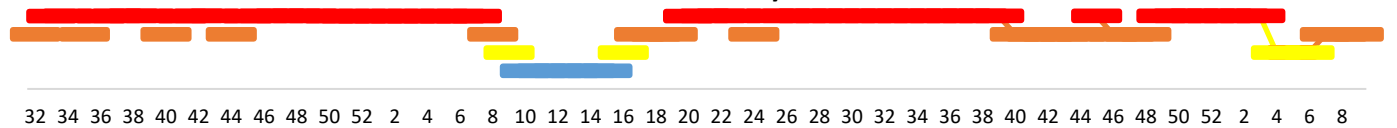
**COVID-19 in Erie County**



**Case Rate**



**% Positivity**



| Case Rate for Erie County |          |             |      |
|---------------------------|----------|-------------|------|
| Low                       | Moderate | Substantial | High |

| % Positivity for Erie County |          |             |      |
|------------------------------|----------|-------------|------|
| Low                          | Moderate | Substantial | High |

**COVID-19 Case Rate in Erie County is *Substantial* for Week 9**

The CDC measures COVID-19 activity according to four (4) levels classified as: low (case rate 0-9.99 per 100,000), moderate (case rate 10-49.99 cases per 100,000), substantial (50.99-99.99 cases per 100,000), and high (case rate >100 cases per 100,000). The levels correspond with the number of new cases reported within a 7-day period.

**COVID-19 % Positivity in Erie County is *Substantial* for Week 9**

The CDC measures COVID-19 activity according to four (4) levels classified as: low (percent positivity 0-4.99%), moderate (percent positivity 5-7.99%), substantial (percent positivity 8-9.99%), and high (percent positivity >10%). The levels correspond with the number of new cases reported within a 7-day period.

## COVID-19 in Erie County

### Ohio Disease Reporting System: COVID-19-Associated Hospitalizations per Week

| Week 9 Activity Level | Week 8 Activity Level | Number of Weeks for Trend | Week 9 Last Year (2022) |
|-----------------------|-----------------------|---------------------------|-------------------------|
| 2                     | 0                     | ▲ 0                       | 3                       |

Indicators with small numbers are subject to large weekly percentage fluctuations

Number of Weeks "▲" = Increase (>10%), "▼" = Decrease (>10%), "●" = Stable (-10% to +10%)

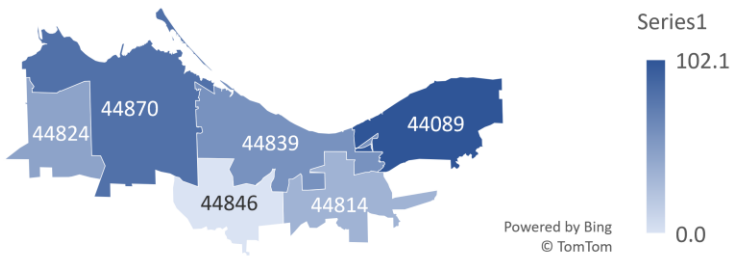
### Ohio Disease Reporting System: COVID-19 Cases per Week

| Week 9 Activity Level | Week 8 Activity Level | Number of Weeks for Trend | Week 9 Last Year (2022) |
|-----------------------|-----------------------|---------------------------|-------------------------|
| 67                    | 70                    | ▼ 0                       | 32                      |

Indicators with small numbers are subject to large weekly percentage fluctuations

Number of Weeks "▲" = Increase (>10%), "▼" = Decrease (>10%), "●" = Stable (-10% to +10%)

Incidence Rate per Zip Code  
February 26 -March 4



**COVID-19 Incidence Rate per Zip Code  
(per 100,000 individuals)**

| City           | Zip Code | Incidence Rate |
|----------------|----------|----------------|
| Berlin Heights | 44814    | 34.6           |
| Castalia       | 44824    | 46.2           |
| Huron          | 44839    | 58.2           |
| Milan          | 44846    | 0.0            |
| Sandusky       | 44870    | 81.6           |
| Vermilion      | 44089    | 102.1          |

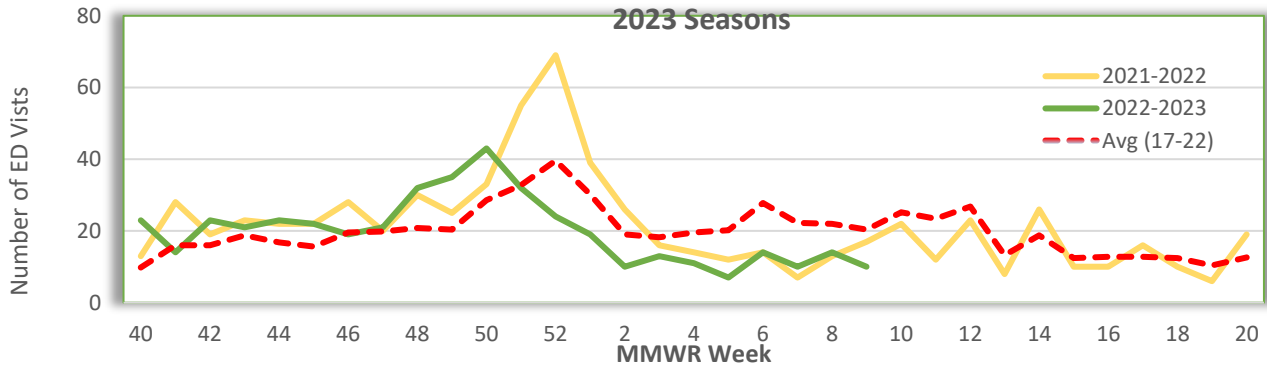
### EpiCenter: Emergency Department (ED) Visits for Fever + ILI Symptom Complaints

| Week 9 Activity Level | Week 8 Activity Level | Number of Weeks for Trend | Week 9 Last Year (2022) |
|-----------------------|-----------------------|---------------------------|-------------------------|
| 10                    | 15                    | ▼ 0                       | 17                      |

Indicators with small numbers are subject to large weekly percentage fluctuations

Number of Weeks "▲" = Increase (>10%), "▼" = Decrease (>10%), "●" = Stable (-10% to +10%)

**Erie County Fever & ILI Specified ED Visits with 5 Year Baseline Average; 2021-2023 Seasons**



## FOR MORE INFORMATION:

Erie County Health Department (419) 626-5623 x5200

Centers for Disease Control and Prevention [www.cdc.gov](http://www.cdc.gov)

Ohio Department of Health [www.odh.ohio.gov](http://www.odh.ohio.gov)