



## Influenza in Erie County

### Ohio Disease Reporting System: Influenza-Associated Hospitalizations per Week

Week 10 Activity Level	Week 9 Activity Level	Number of Weeks for Trend	Week 10 Last Year (2022)
34	39	▼ 1	77

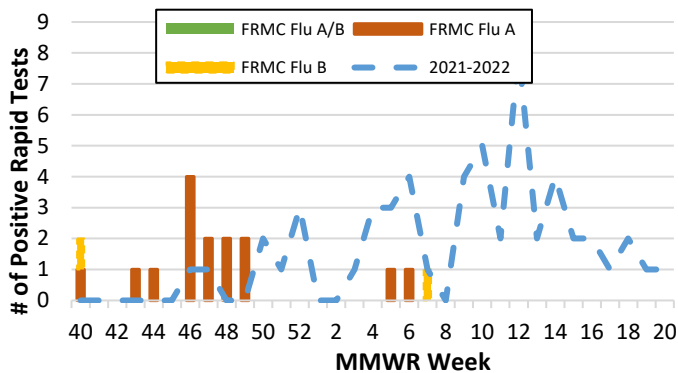
Indicators with small numbers are subject to large weekly percentage fluctuations

Number of Weeks "▲" = Increase (>10%), "▼" = Decrease (>10%), "●" = Stable (-10% to +10%)

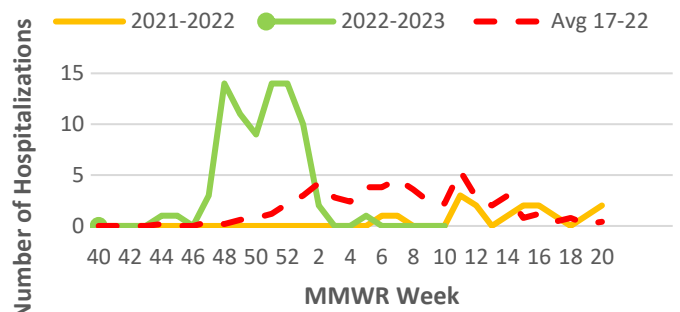
### Ohio Disease Reporting System: Influenza-Associated Hospitalizations per Season Erie County

2020-2021	2021-2022	2022-2023 (to date)
0	18	80

#### Erie County Rapid Flu Test Results; 2022-2023 Season\*



#### Erie County Confirmed Influenza-Associated Hospitalizations with 5 Year Baseline Average; 2021-2023 Seasons



\*2022-2023 rapid flu test results reported from: Firelands Regional Medical Center (FRMC)

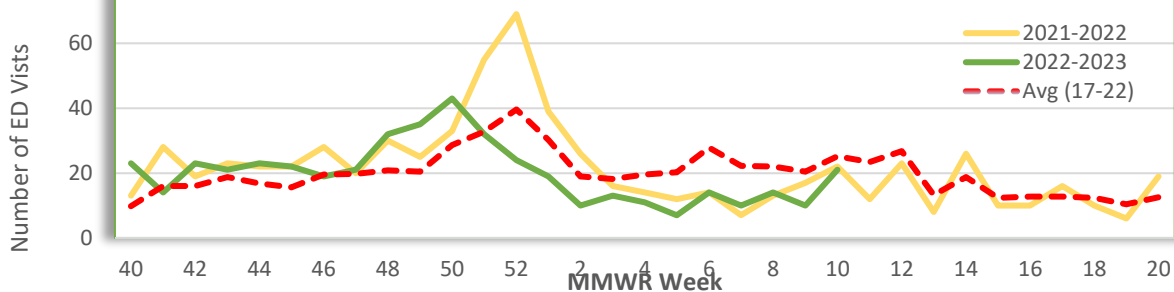
### EpiCenter: Emergency Department (ED) Visits for Fever + ILI Symptom Complaints

Week 10 Activity Level	Week 9 Activity Level	Number of Weeks for Trend	Week 10 Last Year (2022)
21	10	▲ 0	22

Indicators with small numbers are subject to large weekly percentage fluctuations

Number of Weeks "▲" = Increase (>10%), "▼" = Decrease (>10%), "●" = Stable (-10% to +10%)

#### Erie County Fever & ILI Specified ED Visits with 5 Year Baseline Average; 2021-2023 Seasons



### FOR MORE INFORMATION:

Erie County Health Department (419) 626-5623 x200

Centers for Disease Control and Prevention [www.cdc.gov](http://www.cdc.gov)

Ohio Department of Health [www.odh.ohio.gov](http://www.odh.ohio.gov)