



Weekly Influenza Surveillance Report
December 11, 2022 – December 17, 2022 (MMWR Week 50)

Highlights

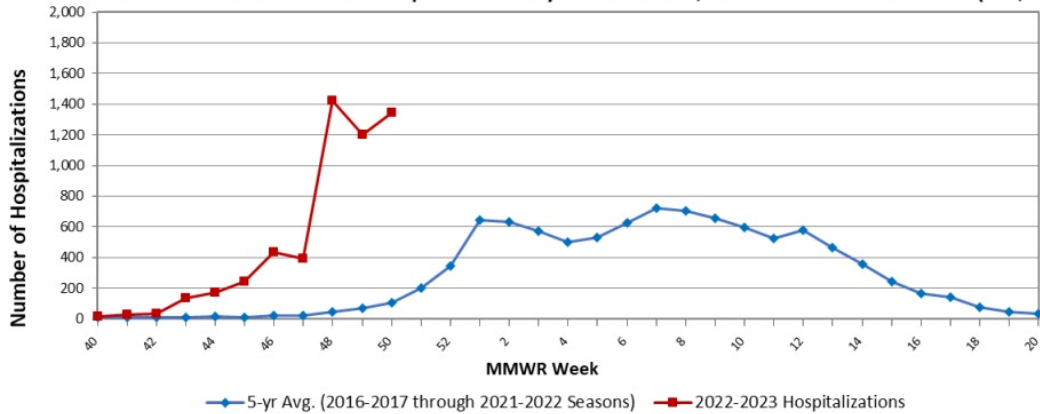
Flu activity this week is **High**

There were **9** hospitalizations in Erie County residents

There were **2** positive rapid influenza tests in Erie County residents

Erie County dominant flu type: **N/A**

Ohio Confirmed Influenza-associated Hospitalizations by MMWR Week; 2022-2023 Influenza Season (n=5,415)



Flu Activity and Distribution in Ohio per MMWR Week

	Oct			Nov			Dec			Jan			Feb			Mar			Apr			May											
Activity	■	■	■	■	■	■	■	■	■																								
Distribution	Monitoring suspended for the 2021-2022 season by CDC																																
	40	41	42	43	44	45	46	47	48	49	50	51	52	1	2	3	4	5	6	7	8	9	10	11	12	13	14	15	16	17	18	19	20

Influenza in Ohio

Flu Activity for Ohio			
■	■	■	■
Minimal	Low	Moderate	High

Flu Distribution for Ohio				
■	■	■	■	■
No Activity	Sporadic	Local	Regional	Widespread

Flu activity in Ohio is High for Week 50

The CDC measures flu activity according to 10 flu activity levels classified as: minimal (levels 1-3), low (levels 4-5), moderate (levels 6-7), and high (levels 8-10). The levels correspond the number of standard deviations below, at, or above the mean for the current week compared with the mean for non-influenza season weeks. This is a measure of the severity of flu activity.

Distribution of flu in Ohio is Not Reported for Week 50

No Activity: No lab-confirmed cases of flu and no reported increase in the number of cases.

Sporadic: Small numbers of lab-confirmed flu cases or a single lab confirmed flu outbreak has been reported, but there is no increase in cases.

Local: Outbreaks of flu or increases in cases and recent lab-confirmed flu in a single region of Ohio.

Regional: Outbreaks of flu or increases in cases and recent lab confirmed flu in at least two but less than half the regions in Ohio with recent lab evidence of flu in those regions.

Widespread: Outbreaks of flu or increases in cases and recent lab-confirmed flu in at least half the regions in Ohio with recent lab evidence of flu in the state.

Influenza in Erie County

Ohio Disease Reporting System: Influenza-Associated Hospitalizations per Week

Week 50 Activity Level	Week 49 Activity Level	Number of Weeks for Trend	Week 50 Last Year (2021)
1,347	1,199	▲ 0	74

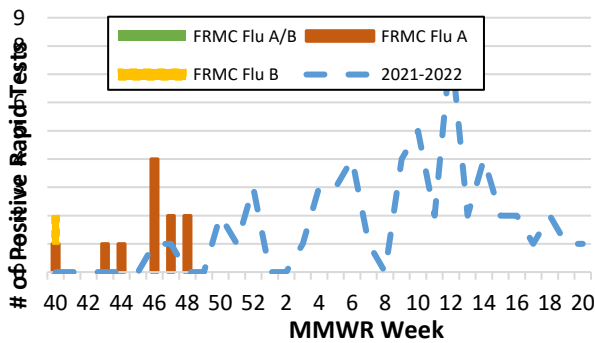
Indicators with small numbers are subject to large weekly percentage fluctuations

Number of Weeks "▲" = Increase (>10%), "▼" = Decrease (>10%), "●" = Stable (-10% to +10%)

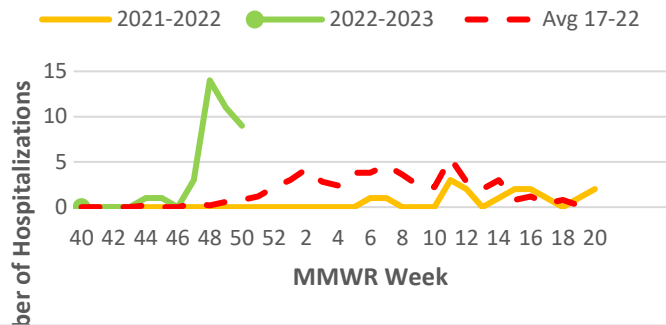
Ohio Disease Reporting System: Influenza-Associated Hospitalizations per Season Erie County

2020-2021	2021-2022	2022-2023 (to date)
0	18	39

Erie County Rapid Flu Test Results; 2022-2023 Season*



Erie County Confirmed Influenza-Associated Hospitalizations with 5 Year Baseline Average; 2021-2023 Seasons



*2022-2023 rapid flu test results reported from: Firelands Regional Medical Center (FRMC)

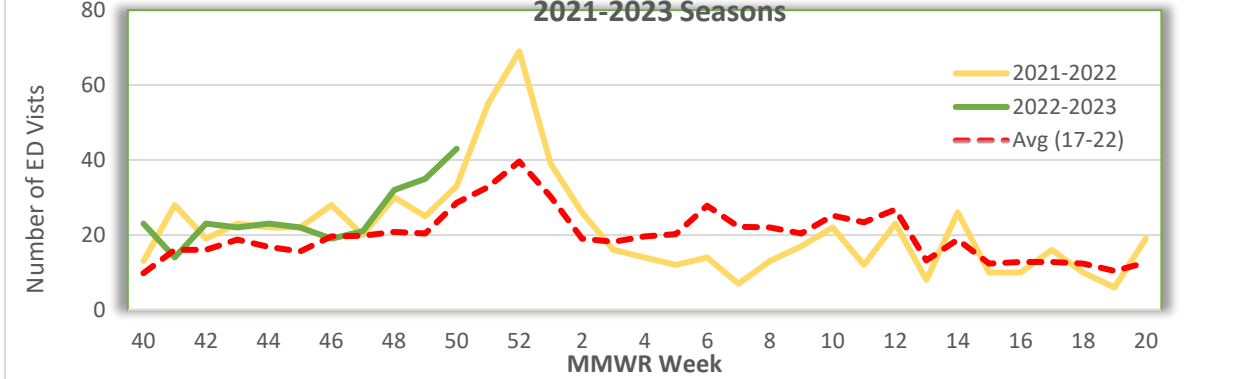
EpiCenter: Emergency Department (ED) Visits for Fever + ILI Symptom Complaints

Week 50 Activity Level	Week 49 Activity Level	Number of Weeks for Trend	Week 50 Last Year (2021)
43	35	▲ 3	33

Indicators with small numbers are subject to large weekly percentage fluctuations

Number of Weeks "▲" = Increase (>10%), "▼" = Decrease (>10%), "●" = Stable (-10% to +10%)

Erie County Fever & ILI Specified ED Visits with 5 Year Baseline Average; 2021-2023 Seasons



FOR MORE INFORMATION:

Erie County Health Department (419) 626-5623 x200

Centers for Disease Control and Prevention www.cdc.gov

Ohio Department of Health www.odh.ohio.gov