

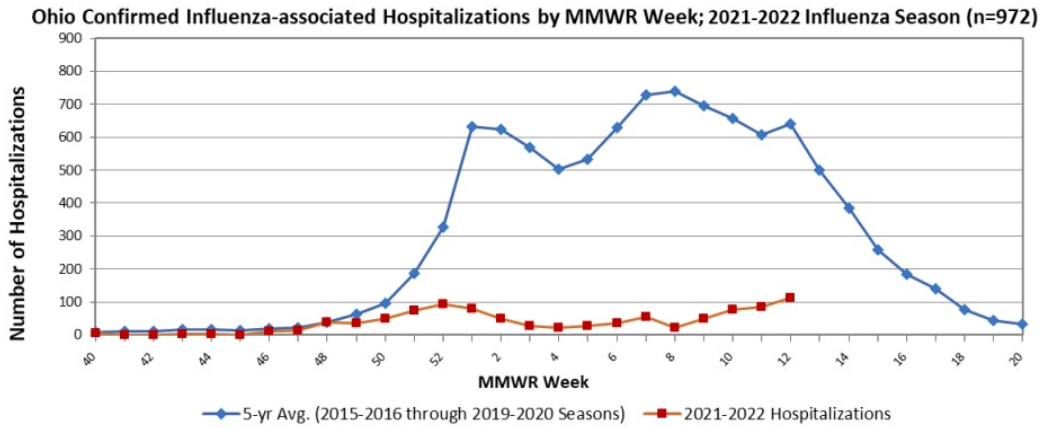


Weekly Influenza Surveillance Report

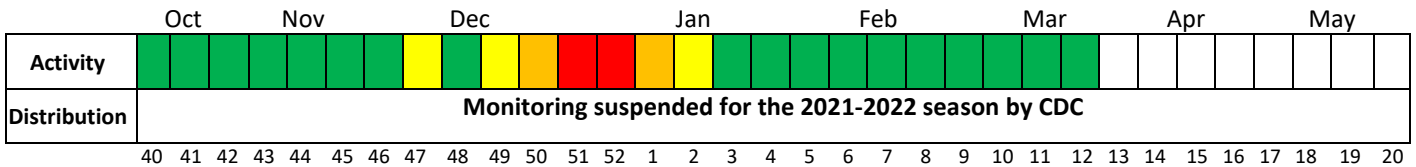
March 20, 2022 – March 26, 2022 (MMWR Week 12)

Highlights

Flu activity this week is **Minimal**
 There were 2 hospitalization in Erie County residents
 There were 8 positive rapid influenza test in Erie County residents
 Erie County dominant flu type: **N/A**



Flu Activity and Distribution in Ohio per MMWR Week



Influenza in Ohio

Flu Activity for Ohio			
Minimal	Low	Moderate	High

Flu Distribution for Ohio				
No Activity	Sporadic	Local	Regional	Widespread

Flu activity in Ohio is **Minimal** for Week 12

The CDC measures flu activity according to 10 flu activity levels classified as: minimal (levels 1-3), low (levels 4-5), moderate (levels 6-7), and high (levels 8-10). The levels correspond the number of standard deviations below, at, or above the mean for the current week compared with the mean for non-influenza season weeks. This is a measure of the severity of flu activity.

Distribution of flu in Ohio is **Not Reported** for Week 12

No Activity: No lab-confirmed cases of flu and no reported increase in the number of cases.

Sporadic: Small numbers of lab-confirmed flu cases or a single lab confirmed flu outbreak has been reported, but there is no increase in cases.

Local: Outbreaks of flu or increases in cases and recent lab-confirmed flu in a single region of Ohio.

Regional: Outbreaks of flu or increases in cases and recent lab confirmed flu in at least two but less than half the regions in Ohio with recent lab evidence of flu in those regions.

Widespread: Outbreaks of flu or increases in cases and recent lab-confirmed flu in at least half the regions in Ohio with recent lab evidence of flu in the state.

Influenza in Erie County

Ohio Disease Reporting System: Influenza-Associated Hospitalizations per Week

Week 12 Activity Level	Week 11 Activity Level	Number of Weeks for Trend	Week 12 Last Year (2021)
2	3	▼ 0	0

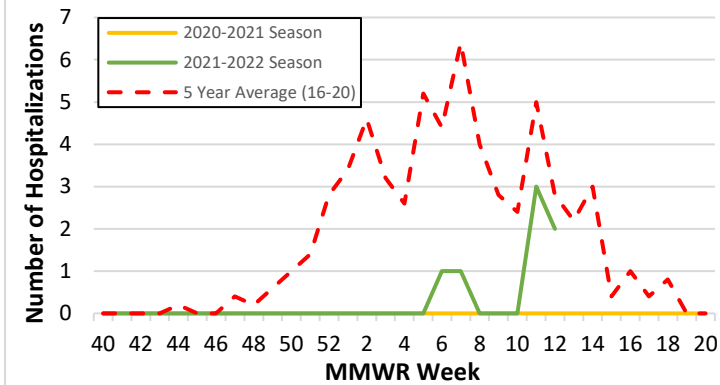
Indicators with small numbers are subject to large weekly percentage fluctuations

Number of Weeks "▲" = Increase (>10%), "▼" = Decrease (>10%), "●" = Stable (-10% to +10%)

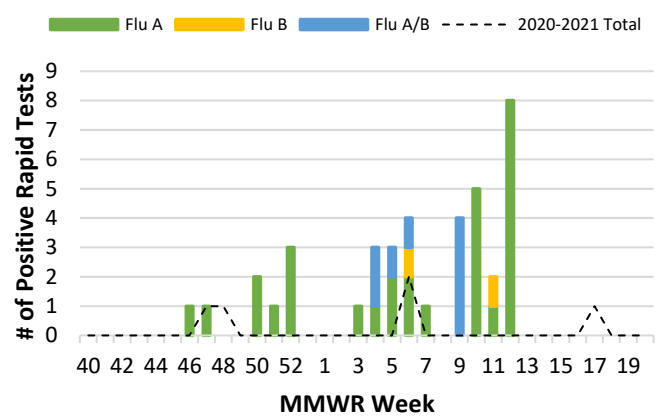
Ohio Disease Reporting System: Influenza-Associated Hospitalizations per Season

2019-2020	2020-2021	2021-2022 (to date)
78	0	7

Erie County Confirmed Influenza-Associated Hospitalizations with 5 Year Baseline Average; 2020-2022 Seasons



Erie County Rapid Flu Test Results; 2021-2022 Season*



*2021-2022 rapid flu test results reported from: Firelands Regional Medical Center (FRMC)

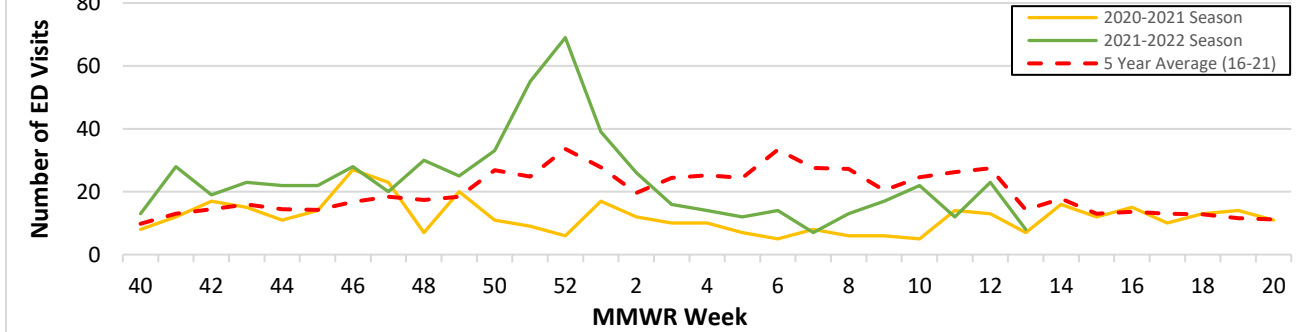
EpiCenter: Emergency Department (ED) Visits for Fever + ILI Symptom Complaints

Week 12 Activity Level	Week 11 Activity Level	Number of Weeks for Trend	Week Last Year (2021)
23	12	▲ 0	13

Indicators with small numbers are subject to large weekly percentage fluctuations

Number of Weeks "▲" = Increase (>10%), "▼" = Decrease (>10%), "●" = Stable (-10% to +10%)

Erie County Fever & ILI Specified ED Visits with 5 Year Baseline Average; 2020-2022 Seasons



FOR MORE INFORMATION:

Erie County Health Department (419) 626-5623 x5200

Centers for Disease Control and Prevention www.cdc.gov

Ohio Department of Health www.odh.ohio.gov