



**Weekly Influenza Surveillance Report**  
**December 5, 2021 – December 11, 2021 (MMWR Week 49)**

**Highlights**

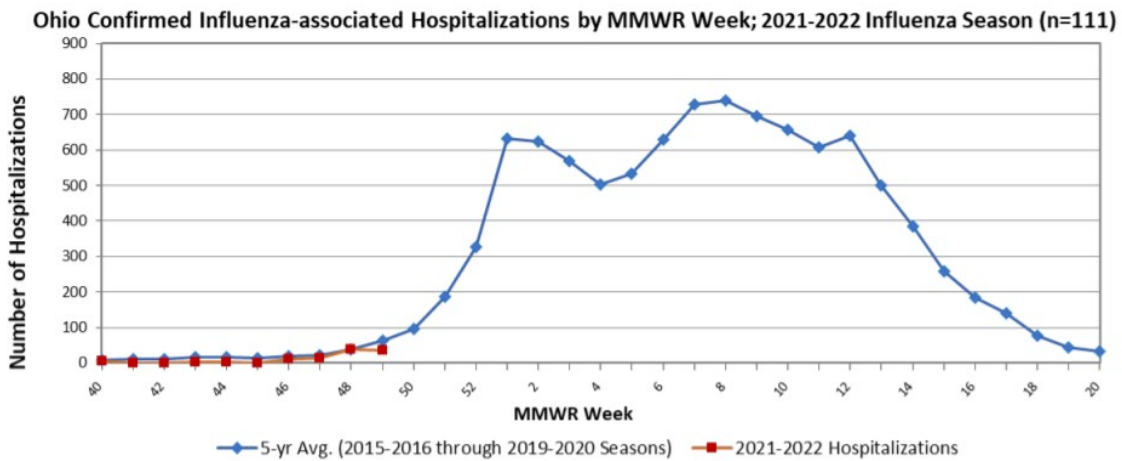
Flu activity this week is **Low**

There were **0** hospitalizations in Erie County residents

There were **0** positive rapid influenza test in Erie County residents

Erie County dominant flu type: **N/A**

**Influenza in Ohio**



**Flu Activity and Distribution in Ohio per MMWR Week**

	Oct	Nov	Dec	Jan	Feb	Mar	Apr	May																									
<b>Activity</b>	■	■	■	■	■	■	■	■																									
<b>Distribution</b>	<b>Monitoring suspended for the 2021-2022 season by CDC</b>																																
	40	41	42	43	44	45	46	47	48	49	50	51	52	1	2	3	4	5	6	7	8	9	10	11	12	13	14	15	16	17	18	19	20

Flu Activity for Ohio			
■	■	■	■
Minimal	Low	Moderate	High

Flu Distribution for Ohio				
■	■	■	■	■
No Activity	Sporadic	Local	Regional	Widespread

**Flu activity in Ohio is Low for Week 49**

The CDC measures flu activity according to 10 flu activity levels classified as: minimal (levels 1-3), low (levels 4-5), moderate (levels 6-7), and high (levels 8-10). The levels correspond the number of standard deviations below, at, or above the mean for the current week compared with the mean for non-influenza season weeks. This is a measure of the severity of flu activity.

**Distribution of flu in Ohio is Not Reported for Week 49**

- No Activity:** No lab-confirmed cases of flu and no reported increase in the number of cases.
- Sporadic:** Small numbers of lab-confirmed flu cases or a single lab confirmed flu outbreak has been reported, but there is no increase in cases.
- Local:** Outbreaks of flu or increases in cases and recent lab-confirmed flu in a single region of Ohio.
- Regional:** Outbreaks of flu or increases in cases and recent lab confirmed flu in at least two but less than half the regions in Ohio with recent lab evidence of flu in those regions.
- Widespread:** Outbreaks of flu or increases in cases and recent lab-confirmed flu in at least half the regions in Ohio with recent lab evidence of flu in the state.

## Influenza in Erie County

### Ohio Disease Reporting System: Influenza-Associated Hospitalizations per Week

Week 49 Activity Level	Week 48 Activity Level	Number of Weeks for Trend	Week 49 Last Year (2020)
0	0	● 9	0

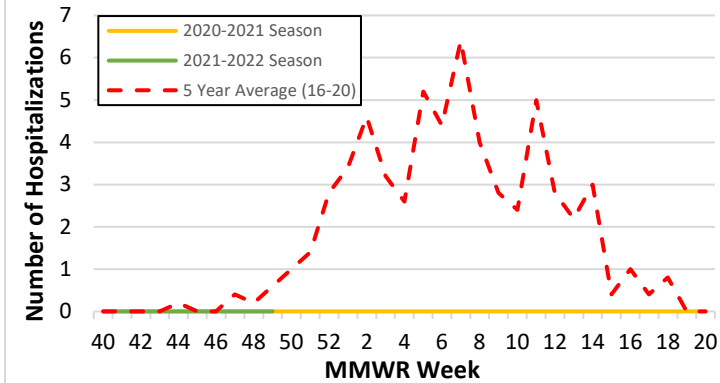
Indicators with small numbers are subject to large weekly percentage fluctuations

Number of Weeks "▲" = Increase (>10%), "▼" = Decrease (>10%), "●" = Stable (-10% to +10%)

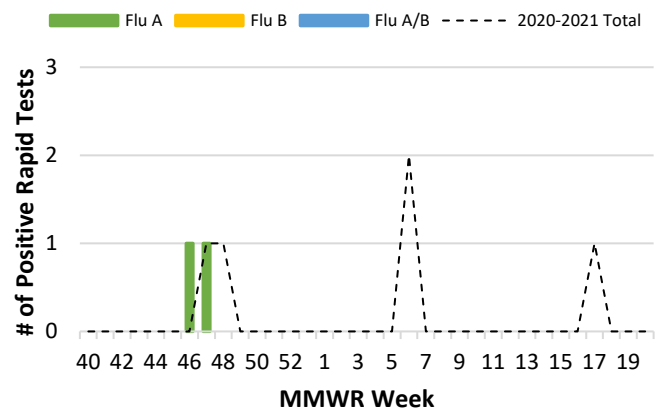
### Ohio Disease Reporting System: Influenza-Associated Hospitalizations per Season

2019-2020	2020-2021	2021-2022 (to date)
78	0	0

**Erie County Confirmed Influenza-Associated Hospitalizations with 5 Year Baseline Average; 2020-2022 Seasons**



**Erie County Rapid Flu Test Results; 2021-2022 Season\***



\*2021-2022 rapid flu test results reported from: Firelands Regional Medical Center (FRMC)

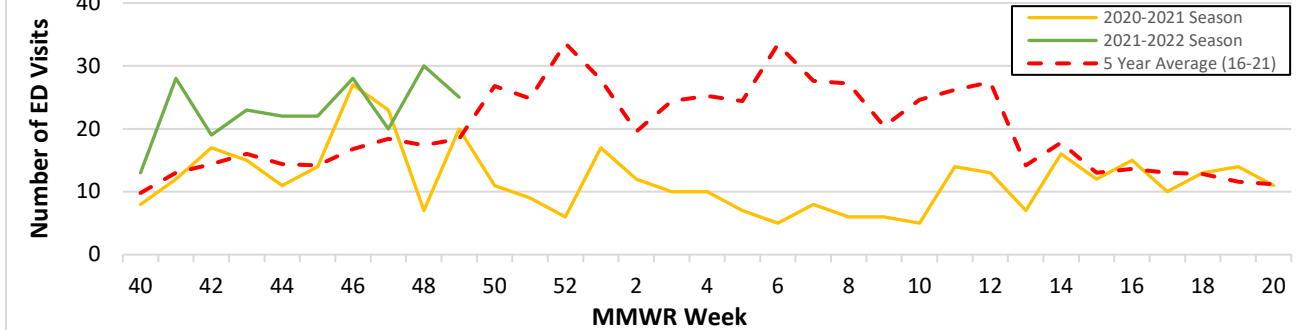
### EpiCenter: Emergency Department (ED) Visits for Fever + ILI Symptom Complaints

Week 49 Activity Level	Week 48 Activity Level	Number of Weeks for Trend	Week 49 Last Year (2020)
25	30	▼ 1	20

Indicators with small numbers are subject to large weekly percentage fluctuations

Number of Weeks "▲" = Increase (>10%), "▼" = Decrease (>10%), "●" = Stable (-10% to +10%)

**Erie County Fever & ILI Specified ED Visits with 5 Year Baseline Average; 2020-2022 Seasons**



## FOR MORE INFORMATION:

Erie County Health Department (419) 626-5623 x200

Centers for Disease Control and Prevention [www.cdc.gov](http://www.cdc.gov)

Ohio Department of Health [www.odh.ohio.gov](http://www.odh.ohio.gov)