

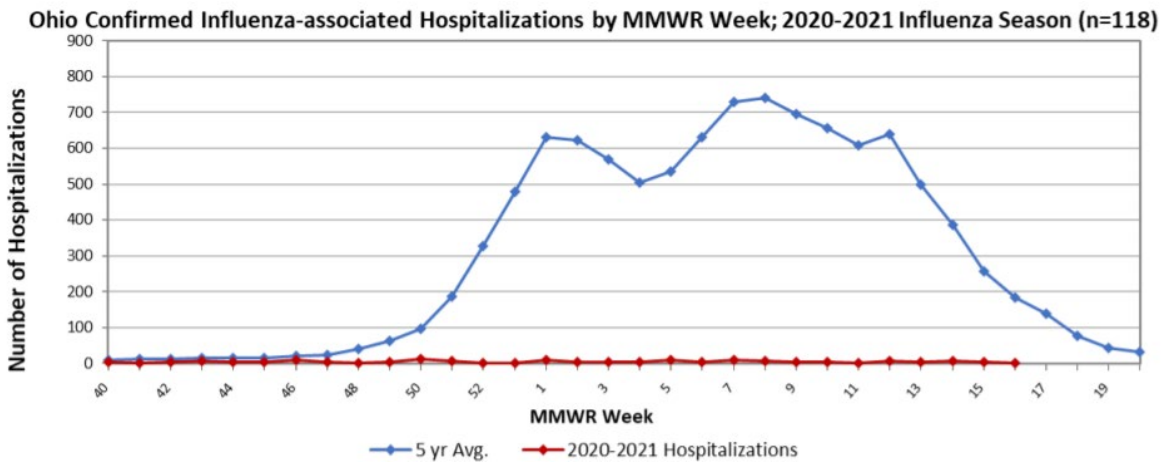


Weekly Influenza Surveillance Report April 18, 2021 – April 24, 2021 (MMWR Week 16)

Highlights

Flu activity this week is **Minimal**
 There were **0** hospitalizations in Erie County residents
 There were **0** positive rapid influenza tests in Erie County residents
 Erie County dominant flu type: **N/A**

Influenza in Ohio



Flu Activity and Distribution in Ohio per MMWR Week

	Oct	Nov	Dec	Jan	Feb	Mar	Apr	May																										
Activity	[Green bars]																																	
Distribution	Monitoring suspended for the 2020-2021 season by CDC																																	
	40	41	42	43	44	45	46	47	48	49	50	51	52	53	1	2	3	4	5	6	7	8	9	10	11	12	13	14	15	16	17	18	19	20

Flu Activity for Ohio			
[Green]	[Yellow]	[Orange]	[Red]
Minimal	Low	Moderate	High

Flu Distribution for Ohio				
[Green]	[Light Green]	[Yellow]	[Orange]	[Red]
No Activity	Sporadic	Local	Regional	Widespread

Flu activity in Ohio is **Minimal** for Week 16

The CDC measures flu activity according to 10 flu activity levels classified as: minimal (levels 1-3), low (levels 4-5), moderate (levels 6-7), and high (levels 8-10). The levels correspond the number of standard deviations below, at, or above the mean for the current week compared with the mean for non-influenza season weeks. This is a measure of the severity of flu activity.

Distribution of flu in Ohio is **Not Reported** for Week 16

No Activity: No lab-confirmed cases of flu and no reported increase in the number of cases.

Sporadic: Small numbers of lab-confirmed flu cases or a single lab confirmed flu outbreak has been reported, but there is no increase in cases.

Local: Outbreaks of flu or increases in cases and recent lab-confirmed flu in a single region of Ohio.

Regional: Outbreaks of flu or increases in cases and recent lab confirmed flu in at least two but less than half the regions in Ohio with recent lab evidence of flu in those regions.

Widespread: Outbreaks of flu or increases in cases and recent lab-confirmed flu in at least half the regions in Ohio with recent lab evidence of flu in the state.

Influenza in Erie County

Ohio Disease Reporting System: Influenza-Associated Hospitalizations per Week

Week 16 Activity Level	Week 15 Activity Level	Number of Weeks for Trend	Week 16 Last Year (2020)
0	0	● 29	0

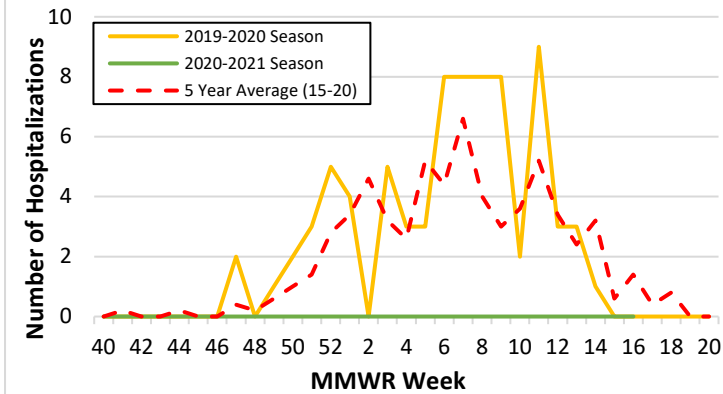
Indicators with small numbers are subject to large weekly percentage fluctuations

Number of Weeks "▲" = Increase (>10%), "▼" = Decrease (>10%), "●" = Stable (-10% to +10%)

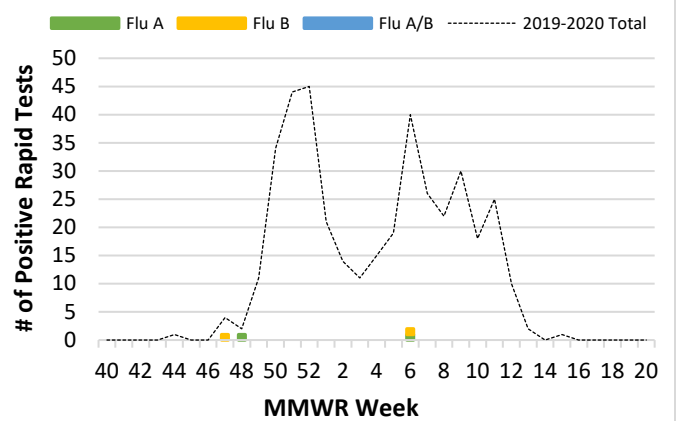
Ohio Disease Reporting System: Influenza-Associated Hospitalizations per Season

2018-2019	2019-2020	2020-2021 (to date)
58	78	0

Erie County Confirmed Influenza-Associated Hospitalizations with 5 Year Baseline Average; 2019-2021 Seasons



Erie County Rapid Flu Test Results; 2020-2021 Season*



*2020-2021 rapid flu test results reported from: Firelands Regional Medical Center (FRMC)

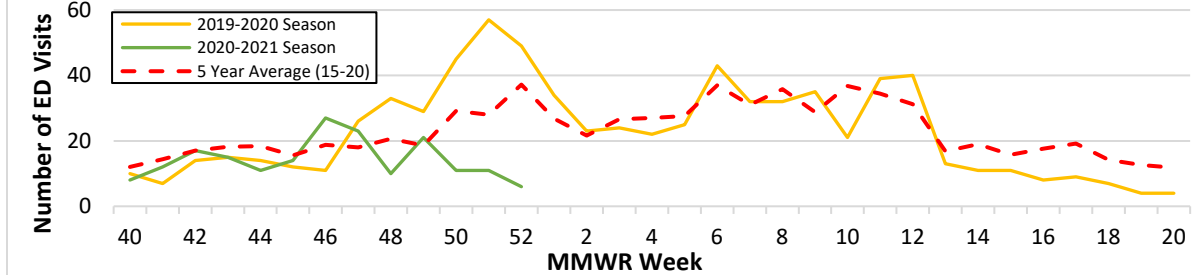
EpiCenter: Emergency Department (ED) Visits for Fever + ILI Symptom Complaints

Week 16 Activity Level	Week 15 Activity Level	Number of Weeks for Trend	Week 16 Last Year (2020)
N/A	N/A	N/A	8

Indicators with small numbers are subject to large weekly percentage fluctuations

Number of Weeks "▲" = Increase (>10%), "▼" = Decrease (>10%), "●" = Stable (-10% to +10%)

Erie County Fever & ILI Specified ED Visits with 5 Year Baseline Average; 2019-2021 Seasons*



* Week 16 syndromic emergency department data is delayed as Ohio finalizes the transition between syndromic surveillance data vendors; week 52 data is shown

FOR MORE INFORMATION:

Erie County Health Department (419) 626-5623 x200

Centers for Disease Control and Prevention www.cdc.gov

Ohio Department of Health www.odh.ohio.gov