

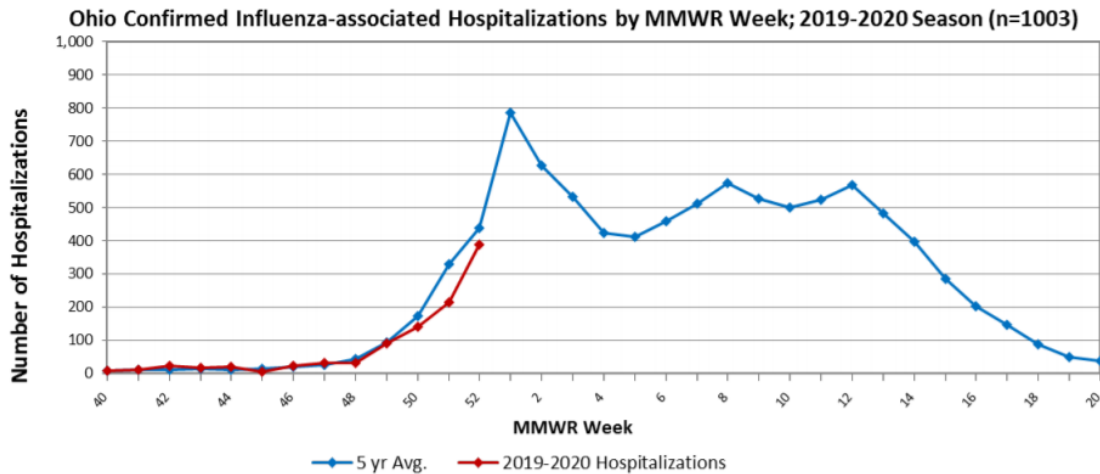


Weekly Influenza Surveillance Report
December 22, 2019 – December 28, 2019 (MMWR Week 52)

Highlights

Ohio flu activity this week is **Moderate** and distribution is **Widespread**
 There were **5** hospitalizations in Erie County residents
 There were **60** positive rapid influenza tests in Erie County residents
 Erie County dominant flu type: **B**

Influenza in Ohio



Flu Activity and Distribution in Ohio per MMWR Week

	Oct				Nov				Dec				Jan		Feb				Mar				Apr				May						
Activity	[Color-coded activity levels: Green for Minimal, Yellow for Low, Orange for Moderate, Red for High]																																
Distribution	[Color-coded distribution levels: Green for No Activity, Light Green for Sporadic, Yellow for Local, Orange for Regional, Red for Widespread]																																
	40	41	42	43	44	45	46	47	48	49	50	51	52	1	2	3	4	5	6	7	8	9	10	11	12	13	14	15	16	17	18	19	20

Flu Activity for Ohio			
Minimal	Low	Moderate	High

Flu Distribution for Ohio				
No Activity	Sporadic	Local	Regional	Widespread

Flu activity in Ohio is Moderate for Week 52

The CDC measures flu activity according to 10 flu activity levels classified as: minimal (levels 1-3), low (levels 4-5), moderate (levels 6-7), and high (levels 8-10). The levels correspond the number of standard deviations below, at, or above the mean for the current week compared with the mean for non-influenza season weeks. This is a measure of the severity of flu activity.

Distribution of flu in Ohio is Widespread for Week 52

- No Activity:** No lab-confirmed cases of flu and no reported increase in the number of cases.
- Sporadic:** Small numbers of lab-confirmed flu cases or a single lab confirmed flu outbreak has been reported, but there is no increase in cases.
- Local:** Outbreaks of flu or increases in cases and recent lab-confirmed flu in a single region of Ohio.
- Regional:** Outbreaks of flu or increases in cases and recent lab confirmed flu in at least two but less than half the regions in Ohio with recent lab evidence of flu in those regions.
- Widespread:** Outbreaks of flu or increases in cases and recent lab-confirmed flu in at least half the regions in Ohio with recent lab evidence of flu in the state.

Influenza in Erie County

Ohio Disease Reporting System: Influenza-Associated Hospitalizations per Week

Week 52 Activity Level	Week 51 Activity Level	Number of Weeks for Trend	Week 52 Last Year (2018)
5	3	▲ 4	1

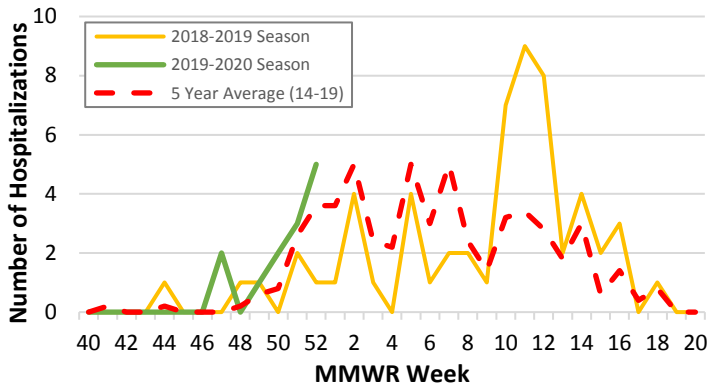
Indicators with small numbers are subject to large weekly percentage fluctuations

Number of Weeks "▲" = Increase (>10%), "▼" = Decrease (>10%), "●" = Stable (-10% to +10%)

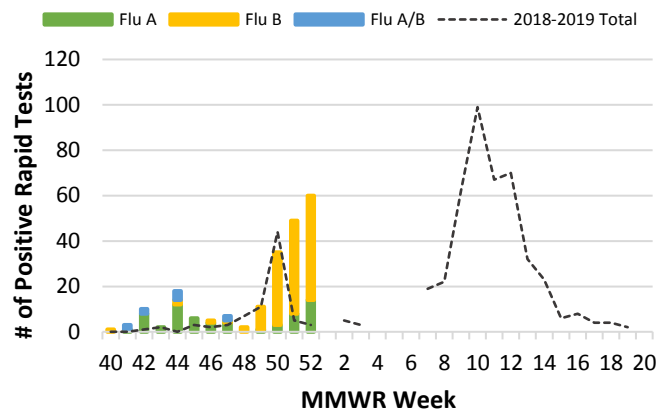
Ohio Disease Reporting System: Influenza-Associated Hospitalizations per Season

2017-2018	2018-2019	2019-2020 (to date)
125	58	13

Erie County Confirmed Influenza-Associated Hospitalizations with 5 Year Baseline Average; 2018-2020 Seasons



Erie County Rapid Flu Test Results; 2019-2020 Season



*2019-2020 rapid flu test results reported from: Firelands Regional Medical Center (FRMC) and Magruder Hospital

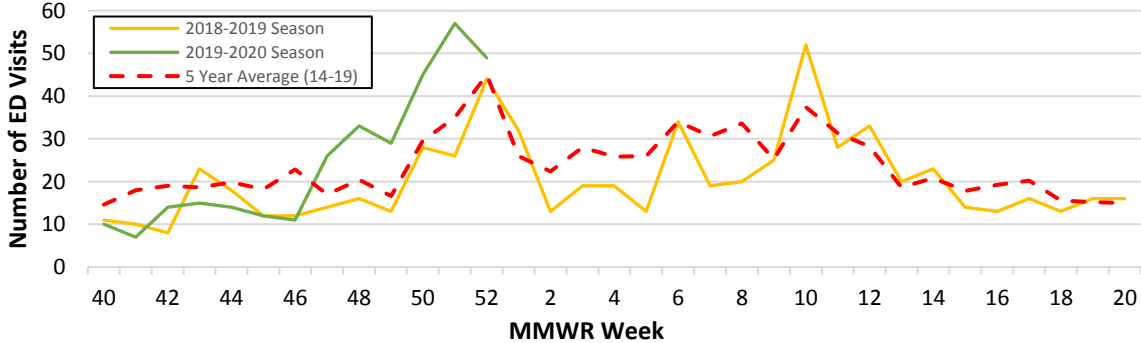
EpiCenter: Emergency Department (ED) Visits for Fever + ILI Symptom Complaints

Week 52 Activity Level	Week 51 Activity Level	Number of Weeks for Trend	Week 51 Last Year (2018)
49	57	▼ 1	44

Indicators with small numbers are subject to large weekly percentage fluctuations

Number of Weeks "▲" = Increase (>10%), "▼" = Decrease (>10%), "●" = Stable (-10% to +10%)

Erie County Fever & ILI Specified ED Visits with 5 Year Baseline Average; 2018-2020 Seasons



FOR MORE INFORMATION:

Erie County Health Department (419) 626-5623 x200

Centers for Disease Control and Prevention www.cdc.gov

Ohio Department of Health www.odh.ohio.gov