

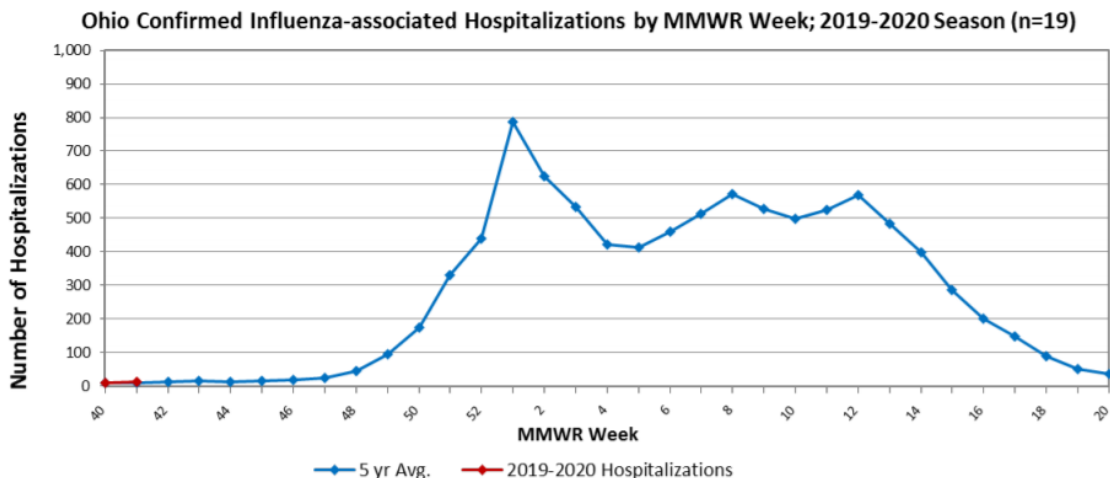


Weekly Influenza Surveillance Report October 6, 2019 – October 12, 2019 (MMWR Week 41)

Highlights

Ohio flu activity this week is **Minimal** and distribution is **Sporadic**
 There were **0** hospitalizations in Erie County residents
 There were **3** positive rapid influenza test in Erie County residents
 Erie County dominant flu type: **N/A**

Influenza in Ohio



Flu Activity and Distribution in Ohio per MMWR Week

| | Oct | Nov | Dec | Jan | Feb | Mar | Apr | May |
|--------------|-------------|-------------|-----|-----|-----|-----|-----|-----|
| Activity | Green | Green | | | | | | |
| Distribution | Light Green | Light Green | | | | | | |
| | 40 | 41 | 42 | 43 | 44 | 45 | 46 | 47 |
| | 48 | 49 | 50 | 51 | 52 | 1 | 2 | 3 |
| | 4 | 5 | 6 | 7 | 8 | 9 | 10 | 11 |
| | 12 | 13 | 14 | 15 | 16 | 17 | 18 | 19 |
| | 20 | | | | | | | |

| Flu Activity for Ohio | | | |
|-----------------------|--------|----------|------|
| Green | Yellow | Orange | Red |
| Minimal | Low | Moderate | High |

| Flu Distribution for Ohio | | | | |
|---------------------------|-------------|--------|----------|------------|
| Green | Light Green | Yellow | Orange | Red |
| No Activity | Sporadic | Local | Regional | Widespread |

Flu activity in Ohio is **Minimal** for Week 41

The CDC measures flu activity according to 10 flu activity levels classified as: minimal (levels 1-3), low (levels 4-5), moderate (levels 6-7), and high (levels 8-10). The levels correspond the number of standard deviations below, at, or above the mean for the current week compared with the mean for non-influenza season weeks. This is a measure of the severity of flu activity.

Distribution of flu in Ohio is **Sporadic** for Week 41

No Activity: No lab-confirmed cases of flu and no reported increase in the number of cases.

Sporadic: Small numbers of lab-confirmed flu cases or a single lab confirmed flu outbreak has been reported, but there is no increase in cases.

Local: Outbreaks of flu or increases in cases and recent lab-confirmed flu in a single region of Ohio.

Regional: Outbreaks of flu or increases in cases and recent lab confirmed flu in at least two but less than half the regions in Ohio with recent lab evidence of flu in those regions.

Widespread: Outbreaks of flu or increases in cases and recent lab-confirmed flu in at least half the regions in Ohio with recent lab evidence of flu in the state.

Influenza in Erie County

Ohio Disease Reporting System: Influenza-Associated Hospitalizations per Week

| Week 41 Activity Level | Week 40 Activity Level | Number of Weeks for Trend | Week 41 Last Year (2018) |
|------------------------|------------------------|---------------------------|--------------------------|
| 0 | 0 | ● 1 | 0 |

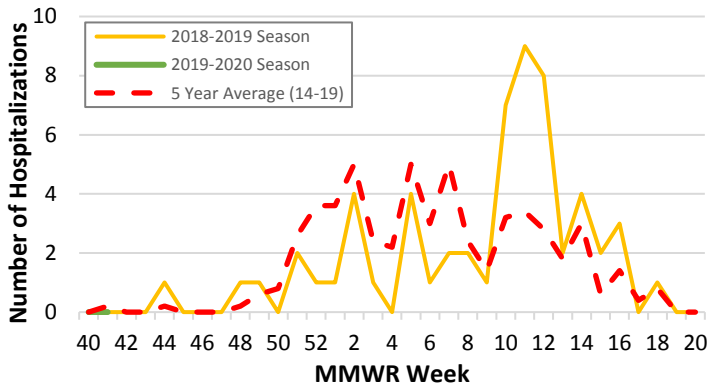
Indicators with small numbers are subject to large weekly percentage fluctuations

Number of Weeks "▲" = Increase (>10%), "▼" = Decrease (>10%), "●" = Stable (-10% to +10%)

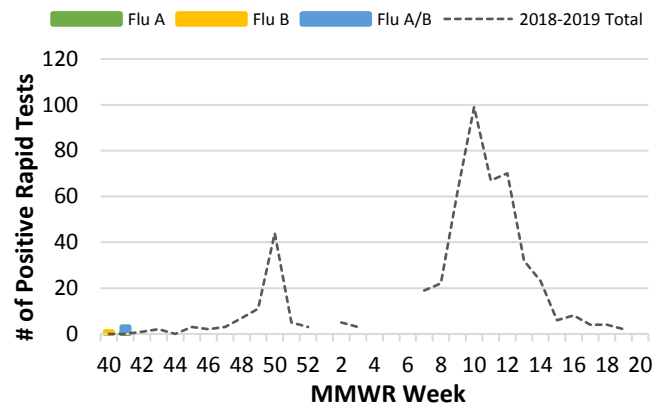
Ohio Disease Reporting System: Influenza-Associated Hospitalizations per Season

| 2017-2018 | 2018-2019 | 2019-2020 (to date) |
|-----------|-----------|---------------------|
| 125 | 58 | 0 |

Erie County Confirmed Influenza-Associated Hospitalizations with 5 Year Baseline Average; 2018-2020 Seasons



Erie County Rapid Flu Test Results; 2019-2020 Season*



*2019-2020 rapid flu test results reported from: Firelands Regional Medical Center (FRMC), Magruder Hospital, and Firelands Physician Group (FPG)

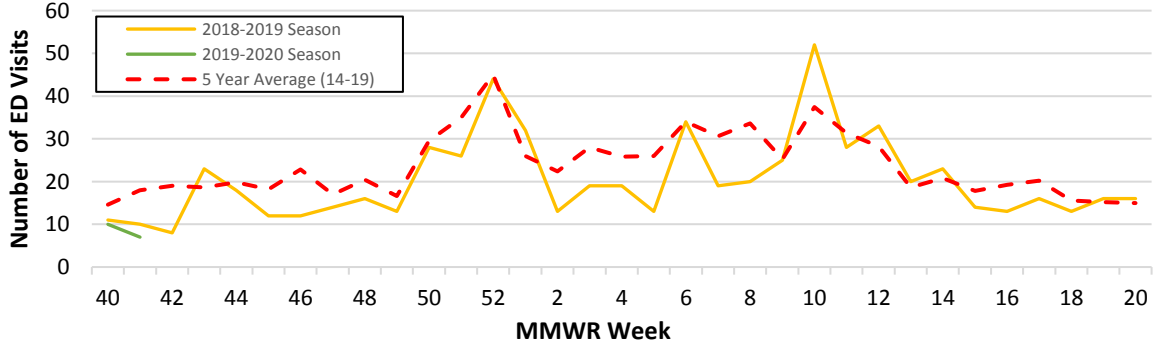
EpiCenter: Emergency Department (ED) Visits for Fever + ILI Symptom Complaints

| Week 41 Activity Level | Week 40 Activity Level | Number of Weeks for Trend | Week 41 Last Year (2018) |
|------------------------|------------------------|---------------------------|--------------------------|
| 7 | 10 | ▼ 1 | 10 |

Indicators with small numbers are subject to large weekly percentage fluctuations

Number of Weeks "▲" = Increase (>10%), "▼" = Decrease (>10%), "●" = Stable (-10% to +10%)

Erie County Fever & ILI Specified ED Visits with 5 Year Baseline Average; 2018-2020 Seasons



FOR MORE INFORMATION:

Erie County Health Department (419) 626-5623 x200

Centers for Disease Control and Prevention www.cdc.gov

Ohio Department of Health www.odh.ohio.gov