

Influenza in Erie County

Ohio Disease Reporting System: Influenza-Associated Hospitalizations per Week

Week 47 Activity Level	Week 46 Activity Level	Number of Weeks for Trend	Week 47 Last Year (2018)
2	0	▲ 1	0

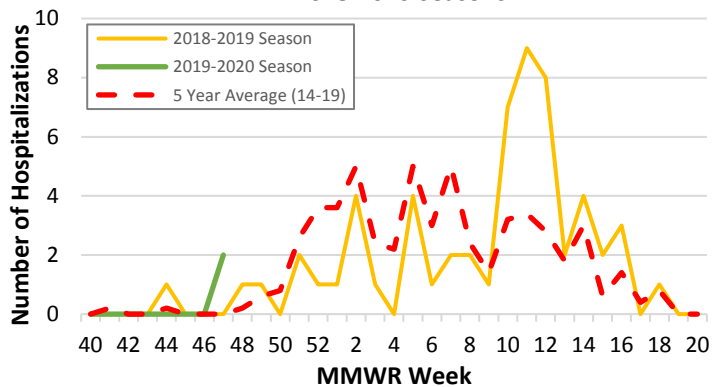
Indicators with small numbers are subject to large weekly percentage fluctuations

Number of Weeks "▲" = Increase (>10%), "▼" = Decrease (>10%), "●" = Stable (-10% to +10%)

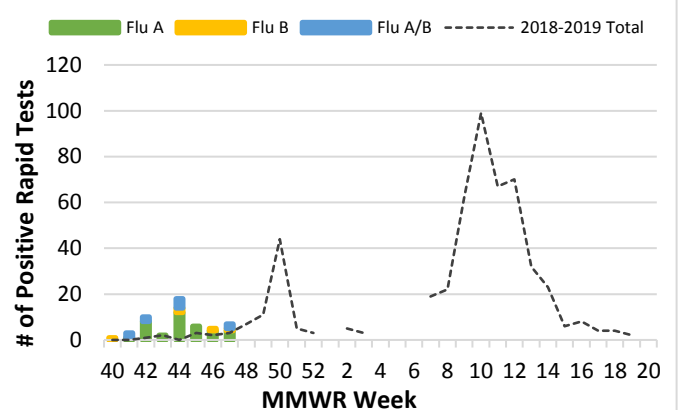
Ohio Disease Reporting System: Influenza-Associated Hospitalizations per Season

2017-2018	2018-2019	2019-2020 (to date)
125	58	2

Erie County Confirmed Influenza-Associated Hospitalizations with 5 Year Baseline Average; 2018-2020 Seasons



Erie County Rapid Flu Test Results; 2019-2020 Season



*2019-2020 rapid flu test results reported from: Firelands Regional Medical Center (FRMC), Magruder Hospital, and Firelands Physician Group (FPG)

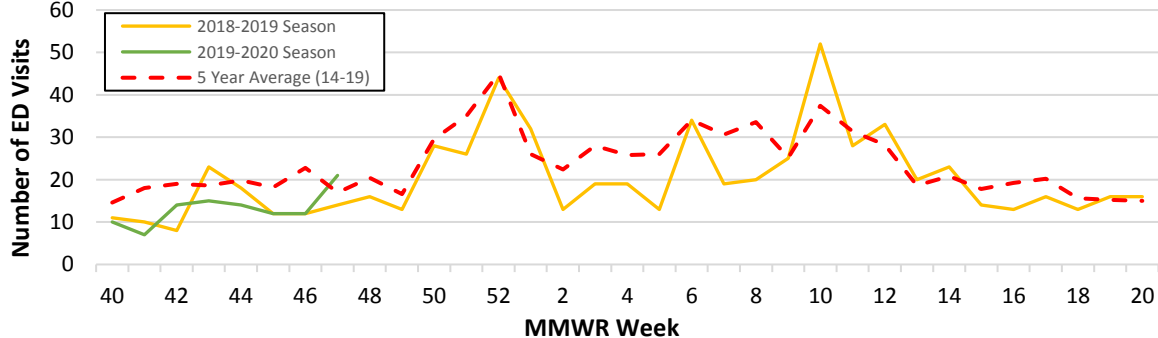
EpiCenter: Emergency Department (ED) Visits for Fever + ILI Symptom Complaints

Week 47 Activity Level	Week 46 Activity Level	Number of Weeks for Trend	Week 47 Last Year (2018)
21	12	▲ 1	14

Indicators with small numbers are subject to large weekly percentage fluctuations

Number of Weeks "▲" = Increase (>10%), "▼" = Decrease (>10%), "●" = Stable (-10% to +10%)

Erie County Fever & ILI Specified ED Visits with 5 Year Baseline Average; 2018-2020 Seasons



FOR MORE INFORMATION:

Erie County Health Department (419) 626-5623 x200

Centers for Disease Control and Prevention www.cdc.gov

Ohio Department of Health www.odh.ohio.gov