



# ERIE COUNTY HEALTH DEPARTMENT

420 Superior Street · Sandusky, OH 44870 · (419) 626-5623

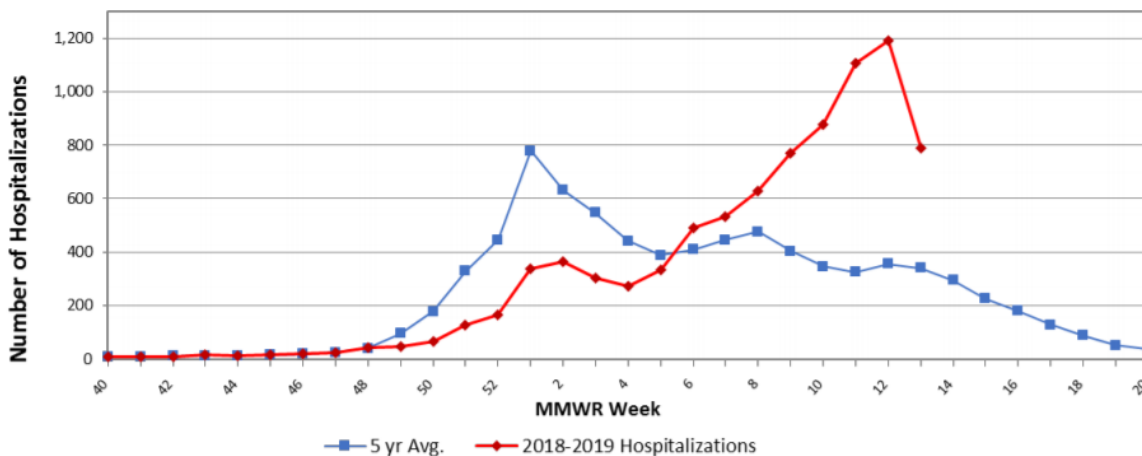
## Weekly Influenza Surveillance Report March 24, 2019 – March 30, 2019 (MMWR Week 13)

**Highlights**

Flu activity this week is **Low** and distribution is **Widespread**  
 There were **2** hospitalizations in Erie County residents  
 Dominant flu type: **Influenza A**

### Influenza in Ohio

Ohio Confirmed Influenza-associated Hospitalizations by MMWR Week; 2018-2019 Season (n=8519)



### Flu Activity and Distribution in Ohio per MMWR Week

	Oct	Nov	Dec	Jan	Feb	Mar	Apr	May																									
Activity	Green	Green	Green	Green	Green	Yellow	Yellow	White																									
Distribution	Light Green	Light Green	Light Green	Light Green	Light Green	Light Green	Light Green	White																									
	40	41	42	43	44	45	46	47	48	49	50	51	52	1	2	3	4	5	6	7	8	9	10	11	12	13	14	15	16	17	18	19	20

Flu Activity for Ohio			
Minimal	Low	Moderate	High

Flu Distribution for Ohio				
No Activity	Sporadic	Local	Regional	Widespread

#### Flu activity in Ohio is **Low** for Week 13

The CDC measures flu activity according to 10 flu activity levels classified as: minimal (levels 1-3), low (levels 4-5), moderate (levels 6-7), and high (levels 8-10). The levels correspond the number of standard deviations below, at, or above the mean for the current week compared with the mean for non-influenza season weeks. This is a measure of the severity of flu activity.

#### Distribution of flu in Ohio is **Widespread** for Week 13

- No Activity:** No lab-confirmed cases of flu and no reported increase in the number of cases.
- Sporadic:** Small numbers of lab-confirmed flu cases or a single lab confirmed flu outbreak has been reported, but there is no increase in cases.
- Local:** Outbreaks of flu or increases in cases and recent lab-confirmed flu in a single region of Ohio.
- Regional:** Outbreaks of flu or increases in cases and recent lab confirmed flu in at least two but less than half the regions in Ohio with recent lab evidence of flu in those regions.
- Widespread:** Outbreaks of flu or increases in cases and recent lab-confirmed flu in at least half the regions in Ohio with recent lab evidence of flu in the state.

## Influenza in Erie County

### Ohio Disease Reporting System: Influenza-Associated Hospitalizations per Week

Week 13 Activity Level	Week 12 Activity Level	Number of Weeks for Trend	Week 13 Last Year (2018)
2	8	▼ 2	5

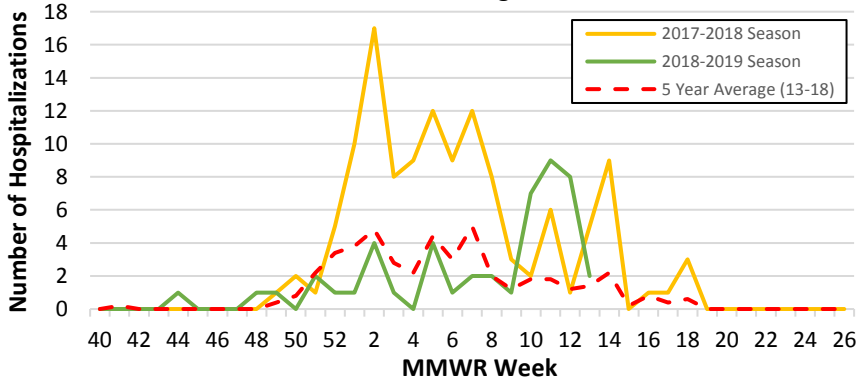
Indicators with small numbers are subject to large weekly percentage fluctuations

Number of Weeks "▲" = Increase (>10%), "▼" = Decrease (>10%), "●" = Stable (-10% to +10%)

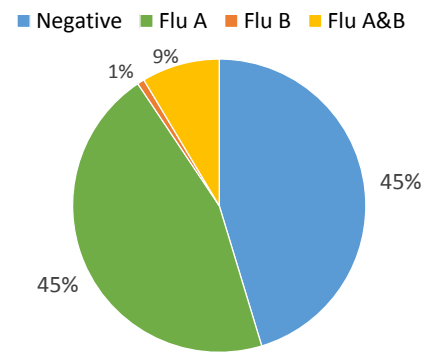
### Ohio Disease Reporting System: Influenza-Associated Hospitalizations per Season

2016-2017	2017-2018	2018-2019 (to date)
45	125	48

**Erie County Confirmed Influenza-Associated Hospitalizations with 5 Year Baseline Average; 2017-2019 Seasons**



**Influenza Rapid Test Results (March 24 - 30, 2019)**



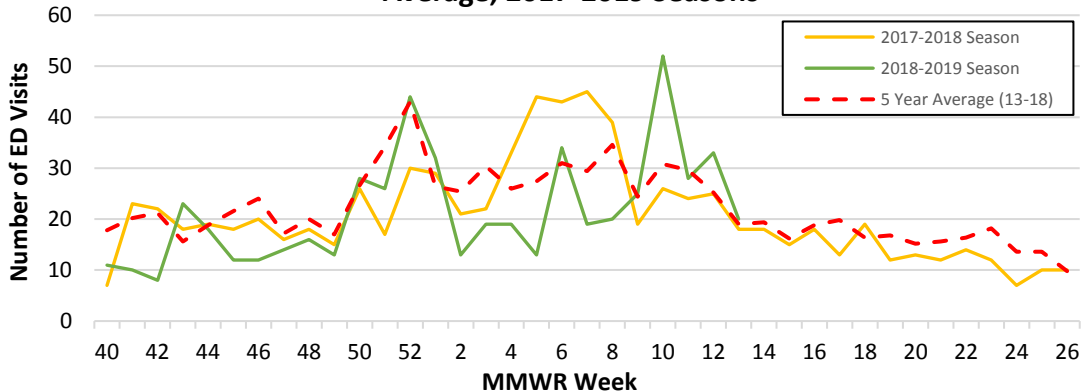
### EpiCenter: Emergency Department (ED) Visits for Fever + ILI Symptom Complaints

Week 13 Activity Level	Week 12 Activity Level	Number of Weeks for Trend	Week 13 Last Year (2018)
20	33	▼ 1	18

Indicators with small numbers are subject to large weekly percentage fluctuations

Number of Weeks "▲" = Increase (>10%), "▼" = Decrease (>10%), "●" = Stable (-10% to +10%)

**Erie County Fever & ILI Specified ED Visits with 5 Year Baseline Average; 2017-2019 Seasons**



## FOR MORE INFORMATION:

Erie County Health Department (419) 626-5623 x200

Centers for Disease Control and Prevention [www.cdc.gov](http://www.cdc.gov)

Ohio Department of Health [www.odh.ohio.gov](http://www.odh.ohio.gov)