



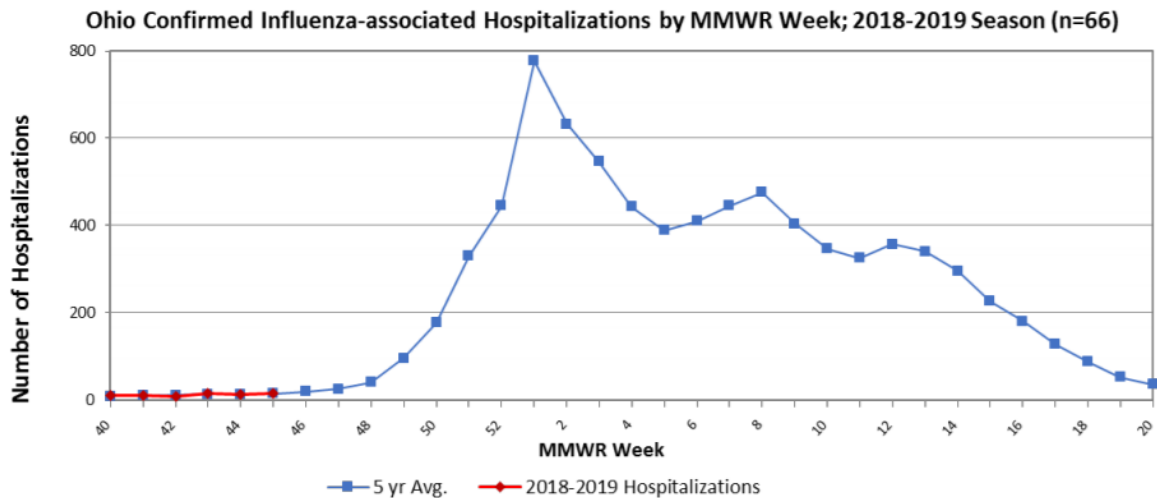
Weekly Influenza Surveillance Report

November 4, 2018 – November 10, 2018 (MMWR Week 45)

Highlights

Flu activity this week is **Minimal** and distribution is **Sporadic**
 There were **0** hospitalizations in Erie County residents
 Dominant flu type: **Influenza A**

Influenza in Ohio



Flu Activity and Distribution in Ohio per MMWR Week

| | Oct | Nov | Dec | Jan | Feb | Mar | Apr | May |
|--------------|-------------|-------------|-------------|-------------|-------------|-------------|-------------|-------------|
| Activity | Green | Green | Green | Green | Green | Green | Green | Green |
| Distribution | Light Green | Light Green | Light Green | Light Green | Light Green | Light Green | Light Green | Light Green |
| | 40 | 41 | 42 | 43 | 44 | 45 | 46 | 47 |
| | 48 | 49 | 50 | 51 | 52 | 1 | 2 | 3 |
| | 4 | 5 | 6 | 7 | 8 | 9 | 10 | 11 |
| | 12 | 13 | 14 | 15 | 16 | 17 | 18 | 19 |
| | 20 | | | | | | | |

| Flu Activity for Ohio | | | |
|-----------------------|-----|----------|------|
| Minimal | Low | Moderate | High |

| Flu Distribution for Ohio | | | | |
|---------------------------|----------|-------|----------|------------|
| No Activity | Sporadic | Local | Regional | Widespread |

Flu activity in Ohio is **Minimal** for Week 45

The CDC measures flu activity according to 10 flu activity levels classified as: minimal (levels 1-3), low (levels 4-5), moderate (levels 6-7), and high (levels 8-10). The levels correspond the number of standard deviations below, at, or above the mean for the current week compared with the mean for non-influenza season weeks. This is a measure of the severity of flu activity.

Distribution of flu in Ohio is **Sporadic** for Week 45

No Activity: No lab-confirmed cases of flu and no reported increase in the number of cases.

Sporadic: Small numbers of lab-confirmed flu cases or a single lab confirmed flu outbreak has been reported, but there is no increase in cases.

Local: Outbreaks of flu or increases in cases and recent lab-confirmed flu in a single region of Ohio.

Regional: Outbreaks of flu or increases in cases and recent lab confirmed flu in at least two but less than half the regions in Ohio with recent lab evidence of flu in those regions.

Widespread: Outbreaks of flu or increases in cases and recent lab-confirmed flu in at least half the regions in Ohio with recent lab evidence of flu in the state.

Influenza in Erie County

Ohio Disease Reporting System: Influenza-Associated Hospitalizations per Week

| Week 45 Activity Level | Week 44 Activity Level | Number of Weeks for Trend | Week 45 Last Year (2017) |
|------------------------|------------------------|---------------------------|--------------------------|
| 0 | 1 | ▼ 1 | 0 |

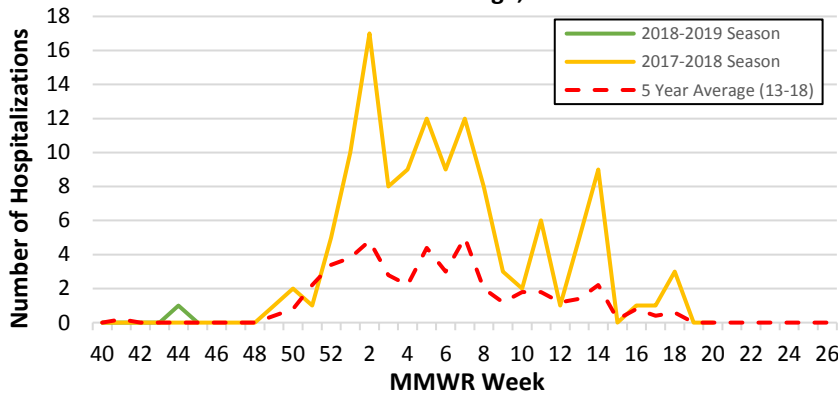
Indicators with small numbers are subject to large weekly percentage fluctuations

Number of Weeks "▲" = Increase (>10%), "▼" = Decrease (>10%), "●" = Stable (-10% to +10%)

Ohio Disease Reporting System: Influenza-Associated Hospitalizations per Season

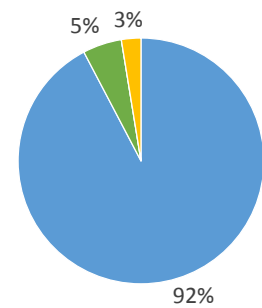
| 2016-2017 | 2017-2018 | 2018-2019 (to date) |
|-----------|-----------|---------------------|
| 45 | 125 | 1 |

Erie County Confirmed Influenza-Associated Hospitalizations with 5 Year Baseline Average; 2017-2019



Influenza Rapid Test Results (October 28- November 10, 2018)

■ Negative ■ Flu A ■ Flu B ■ Flu A&B



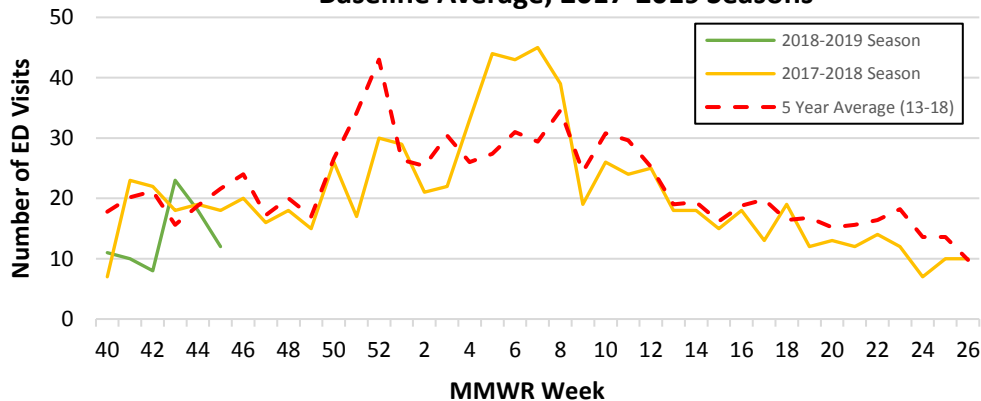
EpiCenter: Emergency Department (ED) Visits for Fever + ILI Symptom Complaints

| Week 45 Activity Level | Week 44 Activity Level | Number of Weeks for Trend | Week 45 Last Year (2017) |
|------------------------|------------------------|---------------------------|--------------------------|
| 12 | 18 | ▼ 2 | 18 |

Indicators with small numbers are subject to large weekly percentage fluctuations

Number of Weeks "▲" = Increase (>10%), "▼" = Decrease (>10%), "●" = Stable (-10% to +10%)

Erie County Fever & ILI Specified ED Visits with 5 Year Baseline Average; 2017-2019 Seasons



FOR MORE INFORMATION:

Erie County Health Department (419) 626-5623 x200

Centers for Disease Control and Prevention www.cdc.gov

Ohio Department of Health www.odh.ohio.gov